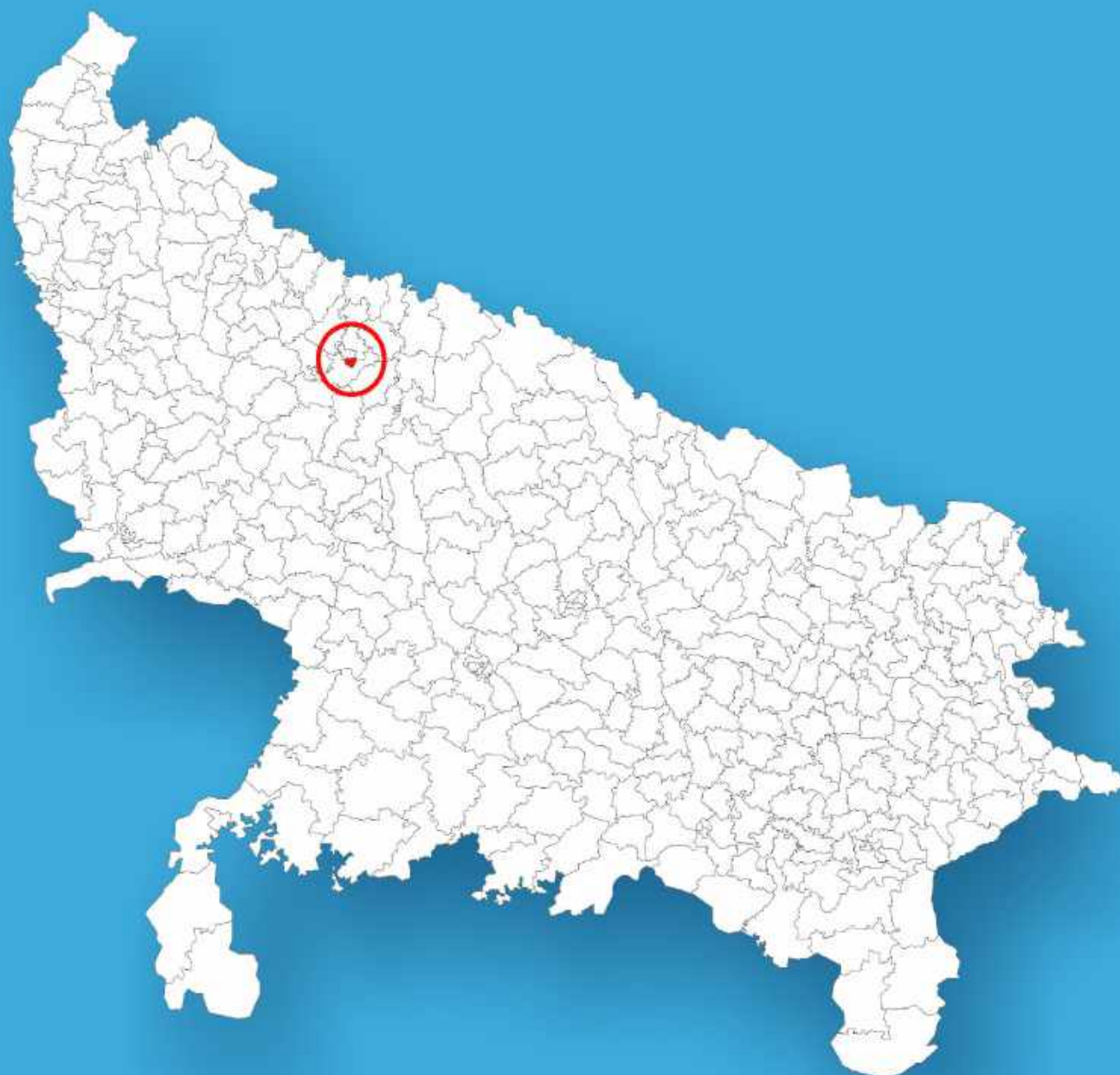




Uttar Pradesh

Assembly Factbook™

Bareilly Cantt. Assembly Constituency



Key Electoral Data of Bareilly Cantt.
Assembly Constituency (Vidhan Sabha)

Uttar Pradesh

Assembly Factbook™

Bareilly Cantt. Assembly Constituency



Bareilly Cantt. Vidhan Sabha

Editor & Director

Dr. R.K. Thukral

Research Editor

Dr. Shafeeq Rahman

**Compiled, Researched and Published by
Datanet India Pvt. Ltd.**

D-100, 1st Floor,

Okhla Industrial Area, Phase-I,

New Delhi- 110020.

Ph.: 91-11- 43580781-84

Email : support@indiastatpublications.com

Website : www.indiastatelections.com

Online Book Store :

www.indiastatpublications.com

Report No. : AFB/UP-125-0125

ISBN : 978-93-5822-660-7

First Edition : January, 2018

Eighth Updated Edition : January, 2025

Price : Rs.11500/-

US\$ 310

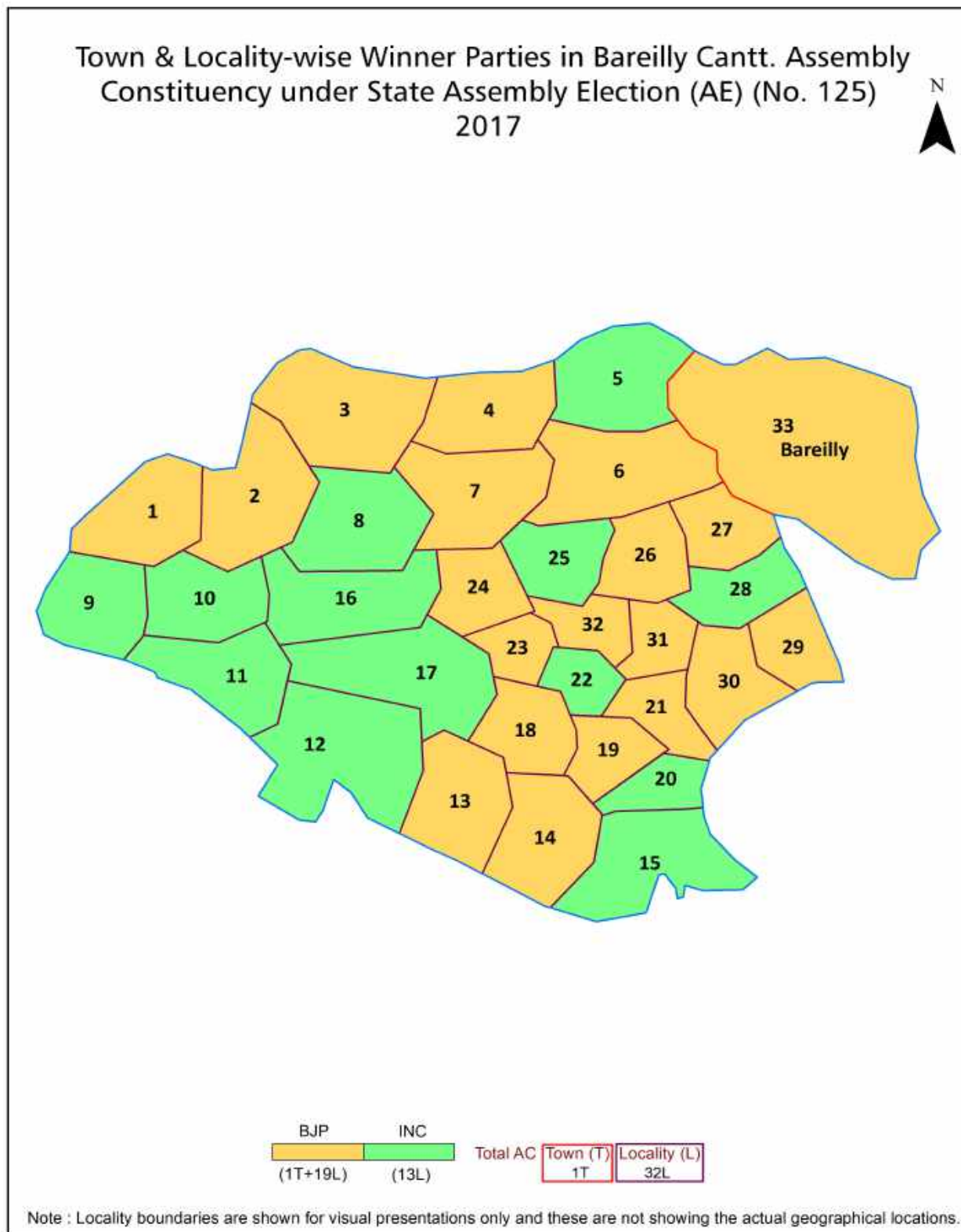
© Datanet India Pvt. Ltd.

All rights reserved. No part of this book may be reproduced, stored in a retrieval system or transmitted in any form or by any means, mechanical photocopying, photographing, scanning, recording or otherwise without the prior written permission of the publisher. Please refer to Disclaimer at page no. 253 for the use of this publication.

Printed in India

No.	Particulars	Page No.
	Introduction	
1	Assembly Constituency - (Vidhan Sabha) at a Glance Features of Assembly as per Delimitation Commission of India (2008)	1-2
	Location and Political Maps	
2	Location Map Boundaries of Assembly Constituency - (Vidhan Sabha) in District Boundaries of Assembly Constituency under Parliamentary Constituency - (Lok Sabha) Town & Locality-wise Winner Parties-2024, 2022, 2019, 2017, 2014, 2012 and 2009	3-11
	Administrative Setup (2011)	
3	District Sub-district Towns Villages Inhabited Villages Uninhabited Villages Village Panchayat Intermediate Panchayat	12
	Demographics (2011)	
4	Population Households Rural/Urban Population Towns by Population Size Sex Ratio (Total & 0-6 Years) Religious Population Social Population Literacy Rate	13-14
	Electoral Features	
5	Important Dates of Last Elections Held Electors by Gender Service Electors Voters Voters Turnout Polling Stations & Average Number of Electors per Polling Station Electors by Age Group Present Elected Representatives	15-20
	Historical Summary Election Results	
6	Vote Share of Major Parties Winning Margin (Number & Percentage) Polarity of Parties Summary Result of Assembly Segment of Parliamentary Election 2024, 2019, 2014, 2009, 2004 and 1999 Summary Result of Assembly Elections 2022, 2017, 2012, 2007, 2002, 1996, 1993, 1991, 1989, 1985, 1980, 1977, 1974, 1969, 1967, 1962, 1957 and 1952	21-47
	Polling Station Level Election Results	
7	Name and Number of Polling Station 2024, 2022, 2019, 2017, 2014, 2012 and 2009 Polling Station-wise Electors, Voters & Voters Turnout 2024, 2022, 2019, 2017, 2014, 2012 and 2009 Polling Station wise Elections Results 2024, 2022, 2019, 2017, 2014, 2012 and 2009	48-242
8	Panchayat and Local Bodies Election Results Urban Local Bodies Result 2012	243-246
	Share of Assembly Constituency	
9	Share of Assembly Constituency - (Vidhan Sabha) in State, District and Parliamentary Constituency - (Lok Sabha)	247
10	Abbreviation & Sources	249-252
11	Disclaimer	253

Location & Political Map

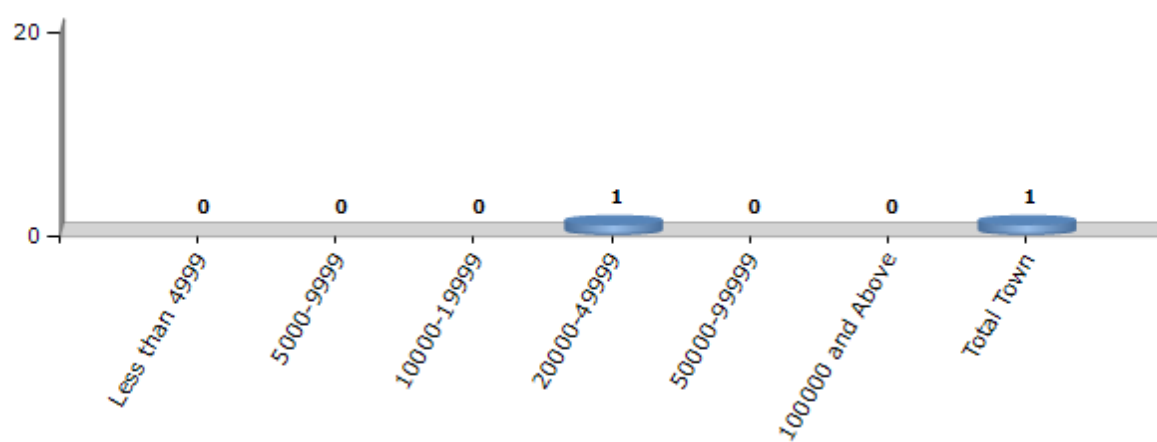


Demographics

Number of Towns by Population Size - 2011

Less than 4999	5000-9999	10000-19999	20000-49999	50000-99999	100000 and Above	Total Town
0	0	0	1	0	0	1

Number of Towns by Population Size - 2011

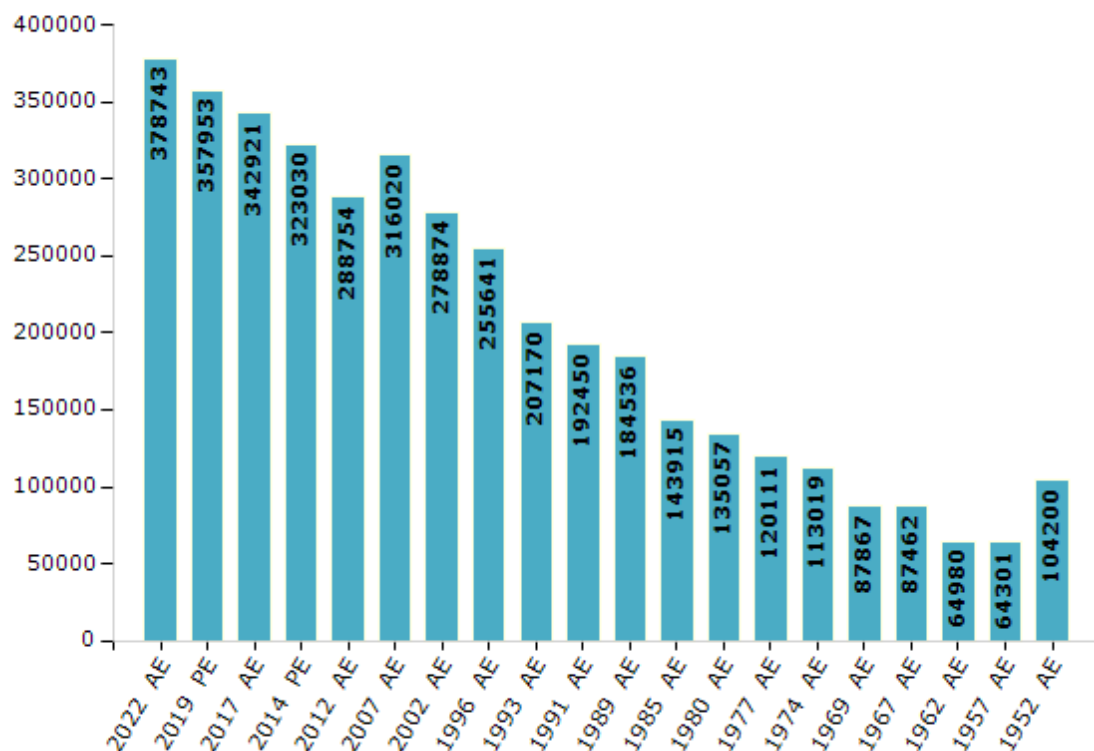


Electoral Features

Electors by Male & Female

Year	Male	Female	Others	Total	Year	Male	Female	Others	Total
2022 AE	204543	174189	11	378743	1991 AE	105894	86556	-	192450
2019 PE	195756	162185	12	357953	1989 AE	101535	83001	-	184536
2017 AE	187852	155059	10	342921	1985 AE	79185	64730	-	143915
2014 PE	177950	145072	8	323030	1980 AE	74337	60720	-	135057
2012 AE	160228	128522	4	288754	1977 AE	66096	54015	-	120111
2009 PE	-	-	-	-	1974 AE	62169	50850	-	113019
2007 AE	172274	143746	-	316020	1969 AE	46817	41050	-	87867
2004 PE	-	-	-	-	1967 AE	-	-	-	87462
2002 AE	153383	125491	-	278874	1962 AE	-	-	-	64980
1999 PE	-	-	-	-	1957 AE	-	-	-	64301
1996 AE	140603	115038	-	255641	1952 AE	-	-	-	104200
1993 AE	113960	93210	-	207170					

Number of Electors



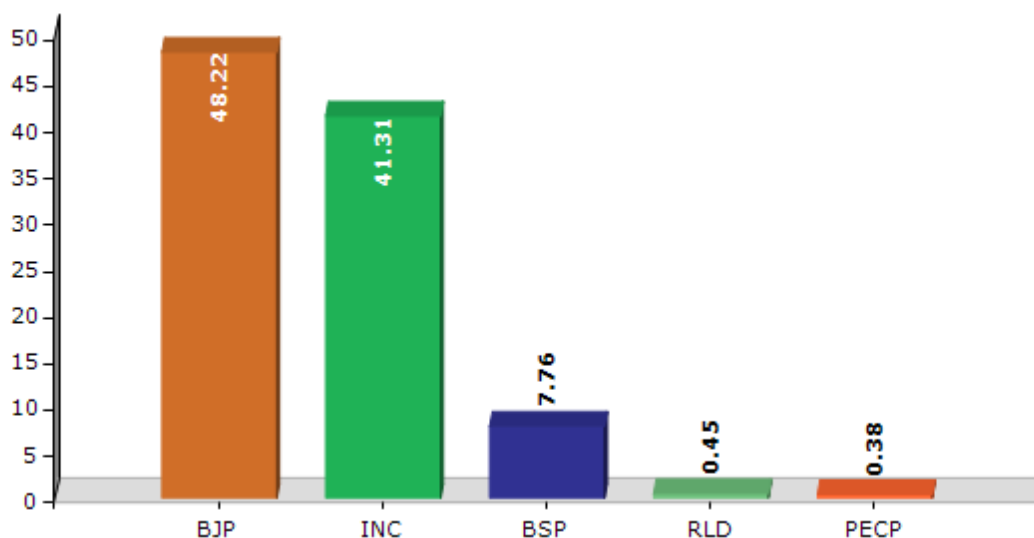
Note : AE : Assembly Election, PE : Assembly Segment of Parliamentary Election

Historical Summary Election Results

Summary Result of Assembly Election - 2017

Candidate Name	Party	Votes	Votes %
Rajesh Agarwal	BJP	88441	48.22
Mujahid Hassan Khan	INC	75777	41.31
Rajendra Prasad Gupta	BSP	14239	7.76
Atul Saxena	RLD	819	0.45
Rabiya Akhtar	PECP	698	0.38
Kamal Kishor Balmeeki	IND	619	0.34
Jai Prakash Saxena	PLM	488	0.27
Manjeet Singh	IEMC	459	0.25
Vijay Kumar	SHS	332	0.18
Susheel Kumar Gautam	BMUP	260	0.14
Priyanka Khandelwal	JSEP	237	0.13
	NOTA	1061	0.58

Votes Percentage of Top Parties - 2017



Polling Station Level Election Results

Number and Name of Polling Stations (PS) (2022)

Number of Polling Stations	Name of Polling Stations	Number of Polling Stations	Name of Polling Stations
1	Primary School Benipur Chaudhary Room No. 1	22	Primary School Sanaiya Dhansingh Room No. 2
2	Primary School Benipur Chaudhary Room No. 2	23	Primary School Sanaiya Dhansingh Room No. 3
3	Primary School Benipur Chaudhary Room No. 3	24	Primary School Sanaiya Dhansingh Room No. 4
4	Primary School Sithaura Room No. 1	25	Primary School Sanaiya Dhansingh Room No. 5
5	Primary School Sithaura Room No. 2	26	Primary School Sanaiya Dhansingh Room No. 6
6	Primary School Sithaura Room No. 3	27	Railway Manoranjan Sadan Uttar Railway Colony Room No. 1
7	Mother Prayago Jhs Sithura Room No. 1	28	Railway Manoranjan Sadan Uttar Railway Colony Room No. 2
8	Mother Prayago Jhs Sithura Room No. 2	29	Railway Manoranjan Sadan Uttar Railway Colony Room No. 3
9	Mother Prayago Jhs Sithura Room No. 3	30	Model Primary School Jasoli Room No. 1
10	U P S Shanti Bihar Sithaura Room No. 1	31	Model Primary School Jasoli Room No. 2
11	U P S Shanti Bihar Sithaura Room No. 2	32	Model Primary School Jasoli Room No. 3
12	U P S Shanti Bihar Sithaura Room No. 3	33	Model Primary School Jasoli Room No. 4
13	U P S Shanti Bihar Sithaura Room No. 4	34	Model Ups Jasoli Room No. 1
14	Satyoday J H School School Shanti Bihar Room No. 1	35	Model Ups Jasoli Room No. 2
15	Satyoday J H School School Shanti Bihar Room No. 2	36	Model Ups Jasoli Room No. 3
16	Satyoday J H School School Shanti Bihar Room No. 3	37	Model Ups Jasoli Room No.4
17	Beej Godam Sithaura Room No. 1	38	Model Ups Jasoli Room No. 5
18	Beej Godam Sithaura Room No. 2	39	Model Ups Jasoli Room No. 6
19	Beej Godam Sithaura Room No. 3	40	Primary School Sangeet Kala Kendra Room No. 1
20	Beej Godam Sithaura Room No. 4	41	Primary School Sangeet Kala Kendra Room No. 2
21	Primary School Sanaiya Dhansingh Room No. 1	42	Primary School Sangeet Kala Kendra Room No. 3

Contd....

Polling Station Level Election Results

Polling Station-wise Votes Secured by Overall Top Five Parties in Bareilly Cantt. Assembly in Assembly Election (AE) under Bareilly Parliamentary Constituency in Uttar Pradesh (2022)

Number of Polling Station	Winner - Sanjeev Agarwal (BJP)	Runner-up - Supriya Aron (SP)	3rd - Anil Kumar (BSP)	4th - Mohd. Islam Ansari (INC)	5th - Sunil Kumar (IND)	NOTA	Other	Total Votes Secured
36	631	86	6	4	14	2	7	750
37	331	248	1	6	12	0	4	602
38	6	228	0	1	0	0	1	236
39	13	437	2	3	0	0	1	456
40	53	458	1	31	1	2	8	554
41	159	362	2	9	2	1	11	546
42	205	176	1	9	2	0	3	396
43	100	405	0	33	0	0	1	539
44	378	360	1	4	1	1	10	755
45	283	265	3	3	0	1	5	560
46	281	52	3	3	2	4	4	349
47	407	51	3	3	0	3	8	475
48	406	47	3	1	0	3	4	464
49	428	85	6	3	6	3	6	537
50	412	82	3	7	2	3	16	525
51	345	114	6	1	24	2	11	503
52	244	104	0	3	0	1	2	354
53	449	63	5	5	0	0	11	533
54	528	82	5	3	3	2	6	629
55	250	149	17	6	29	2	12	465
56	245	131	28	7	6	0	6	423
57	445	102	26	5	11	2	8	599
58	314	83	30	4	6	1	5	443
59	488	82	37	4	7	1	8	627
60	414	95	31	1	2	2	3	548
61	329	152	23	5	8	4	9	530
62	409	101	15	2	19	1	8	555
63	386	84	14	1	0	2	1	488
64	363	91	39	3	2	2	12	512
65	491	140	153	3	1	0	21	809
66	584	83	2	3	0	3	13	688
67	416	73	3	9	0	0	6	507
68	416	126	4	1	1	4	2	554
69	375	80	26	1	1	3	9	495
70	178	421	3	12	1	2	11	628

Contd....

Polling Station Level Election Results

Winner, Runner-up and 3rd Party Position & Winning Margin According to Polling Stations in Bareilly Cantt. Assembly in Assembly Election (AE) under Bareilly Parliamentary Constituency in Uttar Pradesh (2022)

Polling Station Number	Winner Party	Winner Votes (%)	Runner-up Party	Runner-up Votes (%)	Winning Margin Votes (%)	Third Party	Third Party Votes (%)	Other Votes (%)
71	BJP	322 (62.52)	SP	156 (30.29)	166 (32.23)	INC	14 (2.72)	23 (4.47)
72	BJP	402 (66.01)	SP	155 (25.45)	247 (40.56)	INC	16 (2.63)	36 (5.91)
73	BJP	481 (78.21)	SP	100 (16.26)	381 (61.95)	BSP	7 (1.14)	27 (4.39)
74	BJP	446 (89.92)	SP	36 (7.26)	410 (82.66)	BSP	5 (1.01)	9 (1.81)
75	BJP	320 (72.89)	SP	91 (20.73)	229 (52.16)	BSP	13 (2.96)	15 (3.42)
76	BJP	314 (76.4)	SP	70 (17.03)	244 (59.37)	BSP	17 (4.14)	10 (2.43)
77	BJP	375 (78.95)	SP	72 (15.16)	303 (63.79)	BSP	7 (1.47)	21 (4.42)
78	BJP	302 (61.38)	SP	93 (18.9)	209 (42.48)	BSP	58 (11.79)	39 (7.93)
79	BJP	346 (71.05)	SP	66 (13.55)	280 (57.5)	BSP	47 (9.65)	28 (5.75)
80	BJP	438 (83.11)	SP	50 (9.49)	388 (73.62)	BSP	25 (4.74)	14 (2.66)
81	BJP	481 (85.59)	SP	52 (9.25)	429 (76.34)	BSP	16 (2.85)	13 (2.31)
82	BJP	325 (85.53)	SP	40 (10.53)	285 (75)	BSP	7 (1.84)	8 (2.11)
83	BJP	288 (72.18)	SP	77 (19.3)	211 (52.88)	BSP	16 (4.01)	18 (4.51)
84	BJP	179 (56.47)	SP	118 (37.22)	61 (19.25)	BSP	11 (3.47)	9 (2.84)
85	BJP	264 (73.74)	SP	80 (22.35)	184 (51.39)	BSP	6 (1.68)	8 (2.23)
86	BJP	460 (73.02)	SP	92 (14.6)	368 (58.42)	AAP	20 (3.17)	58 (9.21)
87	BJP	393 (85.06)	SP	59 (12.77)	334 (72.29)	INC	3 (0.65)	7 (1.52)
88	BJP	313 (68.04)	SP	98 (21.3)	215 (46.74)	BSP	17 (3.7)	32 (6.96)
89	BJP	409 (82.79)	SP	65 (13.16)	344 (69.63)	BSP	6 (1.21)	14 (2.83)
90	BJP	342 (85.93)	SP	41 (10.3)	301 (75.63)	BSP	11 (2.76)	4 (1.01)
91	BJP	373 (87.56)	SP	43 (10.09)	330 (77.47)	SHS	4 (0.94)	6 (1.41)
92	BJP	255 (77.98)	SHS	40 (12.23)	215 (65.75)	SP	22 (6.73)	10 (3.06)
93	BJP	573 (84.39)	SP	84 (12.37)	489 (72.02)	SHS	7 (1.03)	15 (2.21)
94	BJP	378 (87.5)	SP	34 (7.87)	344 (79.63)	SHS	8 (1.85)	12 (2.78)
95	BJP	434 (80.82)	SP	68 (12.66)	366 (68.16)	BSP	14 (2.61)	21 (3.91)
96	BJP	340 (80)	SP	65 (15.29)	275 (64.71)	BSP	8 (1.88)	12 (2.82)
97	BJP	299 (74.94)	SP	61 (15.29)	238 (59.65)	BSP	20 (5.01)	19 (4.76)
98	BJP	366 (86.52)	SP	34 (8.04)	332 (78.48)	BSP	6 (1.42)	17 (4.02)
99	BJP	478 (87.23)	SP	59 (10.77)	419 (76.46)	INC	5 (0.91)	6 (1.09)
100	BJP	321 (82.52)	SP	59 (15.17)	262 (67.35)	INC	3 (0.77)	6 (1.54)
101	BJP	319 (82.64)	SP	48 (12.44)	271 (70.2)	BSP	9 (2.33)	10 (2.59)
102	SP	432 (74.23)	BJP	142 (24.4)	290 (49.83)	INC	4 (0.69)	4 (0.69)
103	SP	560 (97.22)	INC	7 (1.22)	553 (96)	BJP	4 (0.69)	5 (0.87)
104	SP	515 (80.59)	BJP	111 (17.37)	404 (63.22)	INC	4 (0.63)	9 (1.41)
105	SP	534 (94.68)	BJP	12 (2.13)	522 (92.55)	INC	9 (1.6)	9 (1.6)

Contd....

DISCLAIMER

The Terms of Use and Disclaimer of Datanet India Private Limited (hereinafter referred to as "Datanet") for use of this analysis report of **Bareilly Cantt. Assembly Constituency (Bareilly Cantt. Vidhan Sabha)** :-

1. **Assembly Factbook™** is a Registered Trade Mark owned by Datanet.
2. All the maps are sketched and graphical representation only and have not been drawn to the scale and also not to represent the actual geographical area or boundary of the unit.
3. The data for the aforesaid analysis is based on authentic sources and has been culled from the various publications of Census, CSO and NSSO for district and block level data, various central and state government departments, Central & State Elections Commissions and the concerned Returning Officers' releases, Electoral Rolls, Election results and allied publications, internal assessment, surveys, estimates and analysis. Therefore, certain adjustment of data at micro level may have been done to arrive closer to the macro data.
4. Data have been provided on an "As Is" and "As AVAILABLE" basis
5. The colours shown in the maps or diagram and charts of a particular party, alliance or AC are indicative and do not represent them.
6. This publication which includes maps, sheets, graphs and data would be the property under copyright of Datanet only. The user may use these for its internal study, analysis and research purposes. It's public display, re-selling or any commercial uses by the user are not allowed.
7. Datanet has taken due care and caution in compilation and processing of data and allied information, but does not guarantee the accuracy, adequacy or completeness of any information/analysis and will be not responsible for any errors or omissions or for the results obtained from the use of such information/analysis.
8. All the contents for the publication have been culled from various authentic sources and Datanet reasonably believes such sources to be reliable, but does not make any representations, express or implied as to the accuracy or fitness of use of such information. The information or contents of the information/analysis do not constitute advice and should not be relied upon in making (or refraining from making) any decision. Any reliance placed upon the information provided by Datanet is the sole responsibility and strictly at the user's risk.
9. In no event will Datanet be liable for any damages (including, without limitation, damages for loss of business projects, or loss of profits) arising in contract, tort or otherwise from the use of or inability to use any of its contents, or from any action taken (or refrained from being taken) as a result of using the analysis or any of its contents. Datanet its directors, owners, editors, officials, employees, distributor and agents or any associate will not be liable for any errors in the information contained or any consequences arising from the use of the contents of the provided information/analysis.
10. If any provision of these terms and conditions is held invalid or illegal or unenforceable for any reason by any court of competent jurisdiction, such provision shall be severed and the remainder of provisions of the terms and conditions shall continue in full force and effect as if the Term of Use had been executed with the invalid, illegal or unenforceable provision eliminated.
11. If there are any discrepancies in the information provided, please bring it to attention of Datanet for suitable rectification measures.

**Buy Online This Complete Book At
Datanet India eBooks Store**

www.indiastatpublications.com

or go directly at

**[http://www.indiastatpublications.com/
Assembly_factbook/Uttar Pradesh/Bareilly/ Bareilly_Cantt.](http://www.indiastatpublications.com/Assembly_factbook/Uttar%20Pradesh/Bareilly/Bareilly_Cantt.)**

 **indiastat**elections

ISBN : 978-93-5822-660-7



9 789358 226607