



Uttar Pradesh

Assembly Factbook™

Bhadohi Assembly Constituency



Key Electoral Data of Bhadohi
Assembly Constituency (Vidhan Sabha)

Uttar Pradesh

Assembly Factbook™

Bhadohi Assembly Constituency



Bhadohi Vidhan Sabha

Editor & Director

Dr. R.K. Thukral

Research Editor

Dr. Shafeeq Rahman

**Compiled, Researched and Published by
Datanet India Pvt. Ltd.**

D-100, 1st Floor,

Okhla Industrial Area, Phase-I,

New Delhi- 110020.

Ph.: 91-11- 43580781-84

Email : support@indiastatpublications.com

Website : www.indiastatelections.com

Online Book Store :

www.indiastatpublications.com

Report No. : AFB/UP-392-0125

ISBN : 978-93-5822-125-1

First Edition : January, 2018

Eighth Updated Edition : January, 2025

Price : Rs.11500/-

US\$ 310

© Datanet India Pvt. Ltd.

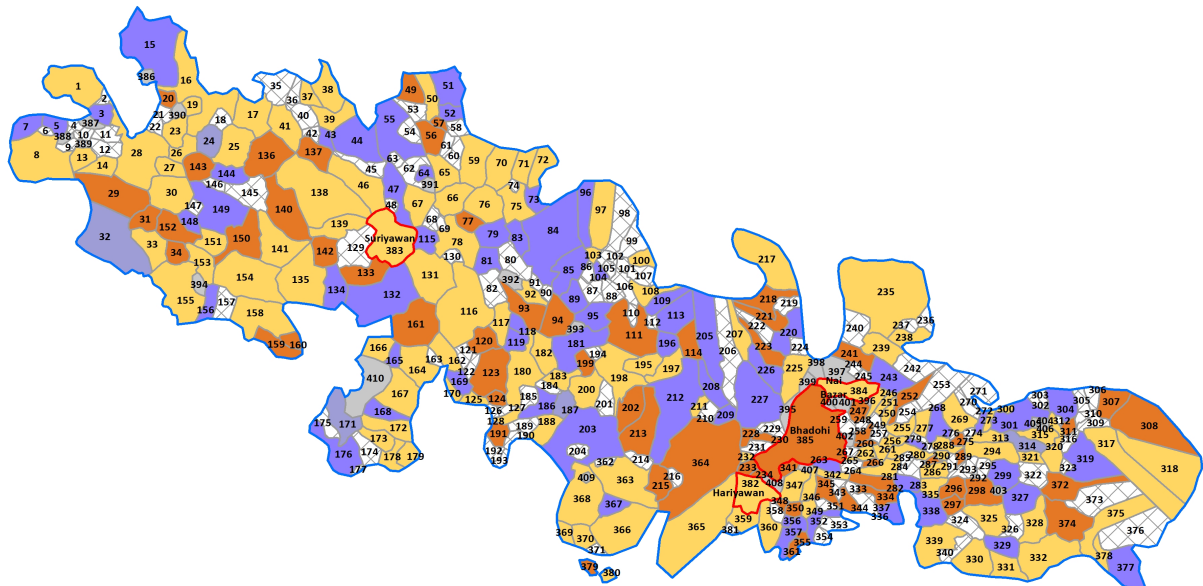
All rights reserved. No part of this book may be reproduced, stored in a retrieval system or transmitted in any form or by any means, mechanical photocopying, photographing, scanning, recording or otherwise without the prior written permission of the publisher. Please refer to Disclaimer at page no. 369 for the use of this publication.

Printed in India

No.	Particulars	Page No.
	Introduction	
1	Assembly Constituency - (Vidhan Sabha) at a Glance Features of Assembly as per Delimitation Commission of India (2008)	1-2
	Location and Political Maps	
2	Location Map Boundaries of Assembly Constituency - (Vidhan Sabha) in District Boundaries of Assembly Constituency under Parliamentary Constituency - (Lok Sabha) Town & Village-wise Winner Parties-2024, 2022, 2019, 2017, 2014, 2012 and 2009	3-11
	Administrative Setup (2011)	
3	District Sub-district Towns Villages Inhabited Villages Uninhabited Villages Village Panchayat Intermediate Panchayat	12-31
	Demographics (2011)	
4	Population Households Rural/Urban Population Towns and Villages by Population Size Sex Ratio (Total & 0-6 Years) Religious Population Social Population Literacy Rate	32-33
	Electoral Features	
5	Important Dates of Last Elections Held Electors by Gender Service Electors Voters Voters Turnout Polling Stations & Average Number of Electors per Polling Station Electors by Age Group Present Elected Representatives	34-39
	Historical Summary Election Results	
6	Vote Share of Major Parties Winning Margin (Number & Percentage) Polarity of Parties Summary Result of Assembly Segment of Parliamentary Election 2024, 2019, 2014, 2009, 2004 and 1999 Summary Result of Assembly Elections 2022, 2017, 2012, 2007, 2002, 1996, 1993, 1991, 1989, 1985, 1980, 1977, 1974, 1969, 1967 and 1962	40-63
	Polling Station Level Election Results	
7	Name and Number of Polling Station 2024, 2022, 2019, 2017, 2014, 2012 and 2009 Polling Station-wise Electors, Voters & Voters Turnout 2024, 2022, 2019, 2017, 2014, 2012 and 2009 Polling Station wise Elections Results 2024, 2022, 2019, 2017, 2014, 2012 and 2009	64-324
8	Panchayat and Local Bodies Election Results Panchayat Result 2015 Urban Local Bodies Result 2012	325-347
	Share of Assembly Constituency	
9	Share of Assembly Constituency - (Vidhan Sabha) in State, District and Parliamentary Constituency - (Lok Sabha)	348
	Socio-Economic Amenities (2011)	
10	Access to Administrative Units Agricultural, Manufacturing and Industrial Commodities Demographic Indicators Education Health & Manpower Drinking Water Supply Sanitation Entertainment and Recreations Infrastructure Power Food Allocation Distribution and Marketing of Agriculture Commodities Infrastructure Transport and Road Infrastructure Communication Banking and Financial Services Land Use Irrigation Source	350-364
11	Abbreviation & Sources	365-368
12	Disclaimer	369

Location & Political Map

Town & Village-wise Winner Parties in Bhadohi Assembly Constituency under State Assembly Election (AE) (No. 392) 2017



BJP	BSP	NINSHAD	SP	UV	UN
(3T+120V)	(66V)	(5V)	(1T+66V)	(124V)	(25V)

UV : Unspecified Village
UN : Uninhabited Village

Total AC	Town (T)	Village (V)
	4T	406V

Administrative Setup

List of Village Panchayat & Intermediate Panchayat (Block) Name - 2011

Village Name	Village Panchayat Name	Intermediate Panchayat Name
Abhilouri	Bsawanpur	Bhadohi
Abholi	Amoli	Abholi
Adiyapur	Guwali	Abholi
Ahamadpur Phulwariya	Ahmadpur	Bhadohi
Ahara	Hirdya Patti	Bhadohi
Ahopur	Parsotampur	Bhadohi
Ajaypur	Ajaypur	Bhadohi
Amawa Kala	Harischandar Pur	Bhadohi
Amawa Khurd	Amwa Khurd	Bhadohi
Amiya	Abhiya	Suriyawan
Amrauna	Raghunathpur	Bhadohi
Ananddeeh	Ananddeeh	Abholi
Anangpur	Anegpur	Bhadohi
Anapur	Paraupur	Abholi
Araji Amani	Parsotampur	Bhadohi
Arajidibui	Pachpatiya	Bhadohi
Arjunpur	Suriyawa	Suriyawan
Asogapur	Jaddupur	Bhadohi
Asti	Asti	Bhadohi
Athgorwa	Adhgodwa	Bhadohi
Awarana	Awasthi	Suriyawan
Bachha Patti	Manikpur	Abholi
Badamanpur	Vedmanpur	Bhadohi
Badlikapura Or Badlipur	Chakchandani	Suriyawan
Baghi	Jagtipur	Suriyawan
Baharaicha	Bahruiwa	Suriyawan
Bahari	Bahari	Bhadohi
Bahariya	Lalipur	Suriyawan
Bahraichi	Bahraichi	Suriyawan

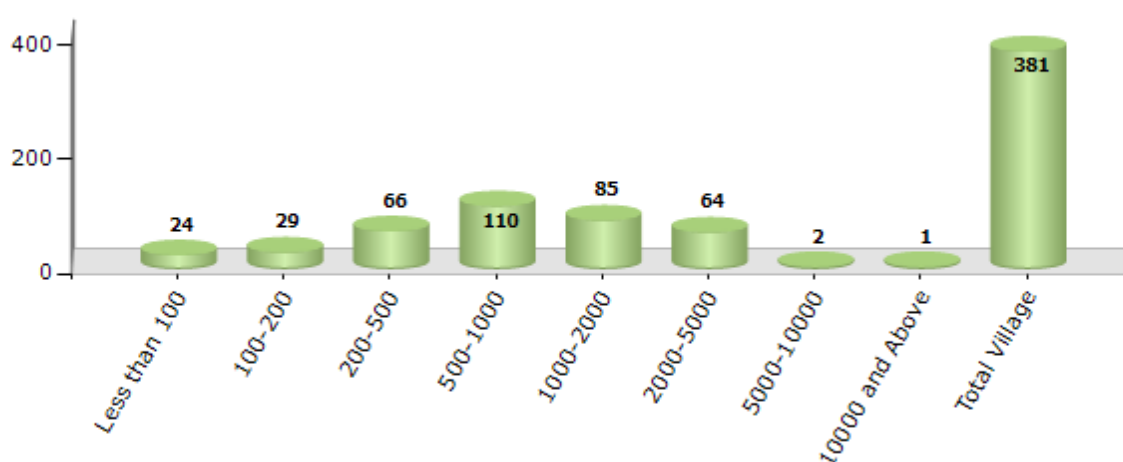
Contd....

Demographics

Number of Villages by Population Size - 2011

Less than 100	100-200	200-500	500-1000	1000-2000	2000-5000	5000-10000	10000 and Above	Total Village
24	29	66	110	85	64	2	1	381

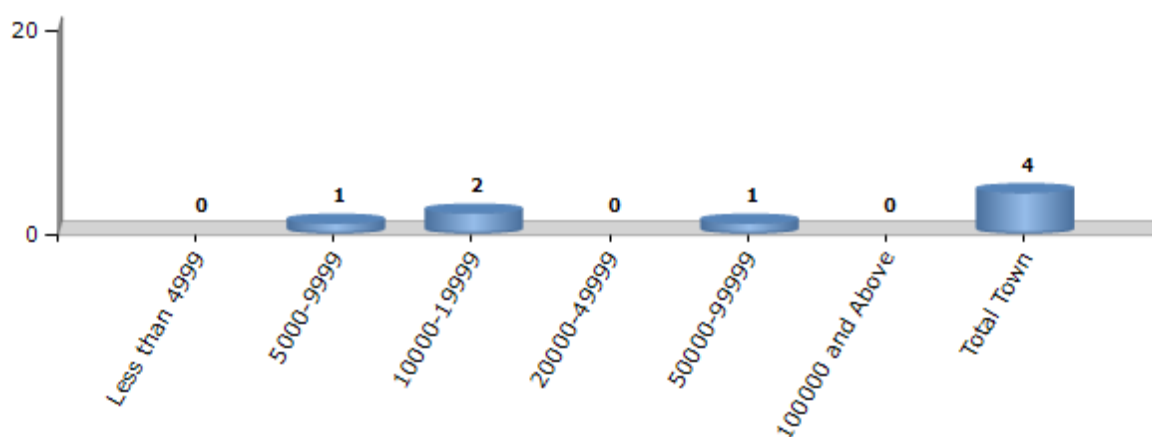
Number of Villages by Population Size - 2011



Number of Towns by Population Size - 2011

Less than 4999	5000-9999	10000-19999	20000-49999	50000-99999	100000 and Above	Total Town
0	1	2	0	1	0	4

Number of Towns by Population Size - 2011

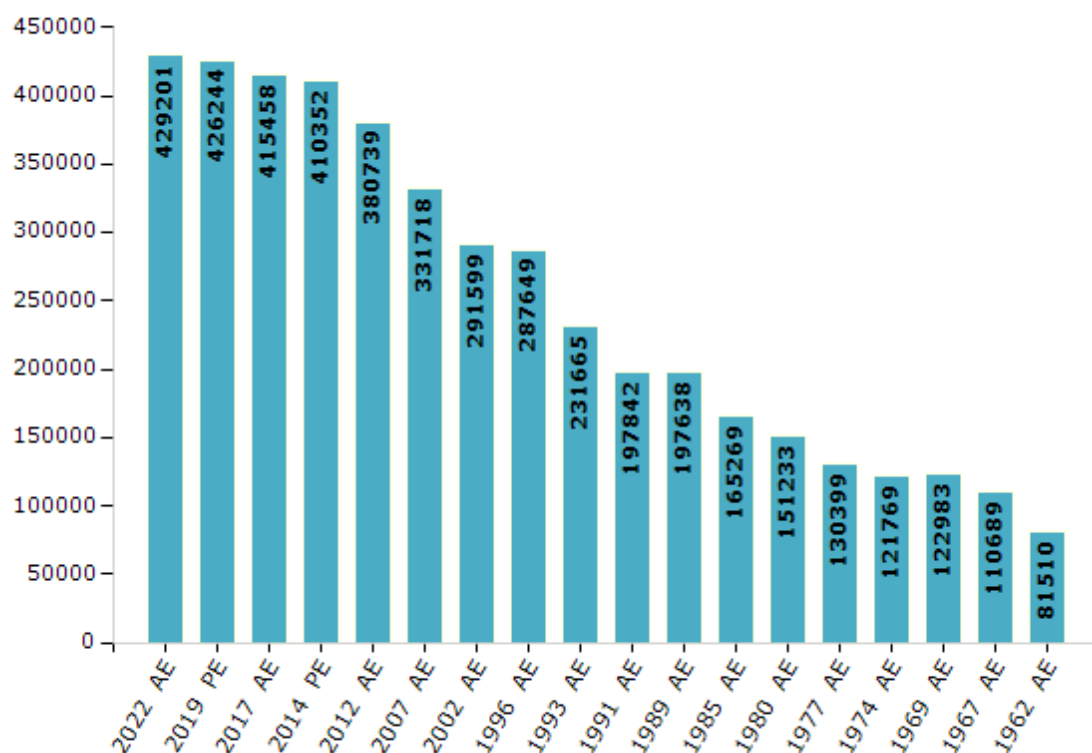


Electoral Features

Electors by Male & Female

Year	Male	Female	Others	Total	Year	Male	Female	Others	Total
2022 AE	228492	200671	38	429201	1991 AE	108928	88914	-	197842
2019 PE	233035	193178	31	426244	1989 AE	108759	88879	-	197638
2017 AE	227649	187781	28	415458	1985 AE	91504	73765	-	165269
2014 PE	225434	184889	29	410352	1980 AE	80071	71162	-	151233
2012 AE	211810	168897	32	380739	1977 AE	66614	63785	-	130399
2009 PE	-	-	-	-	1974 AE	61756	60013	-	121769
2007 AE	179279	152439	-	331718	1969 AE	83717	39266	-	122983
2004 PE	-	-	-	-	1967 AE	-	-	-	110689
2002 AE	159491	132108	-	291599	1962 AE	-	-	-	81510
1999 PE	-	-	-	-	1957 AE	-	-	-	-
1996 AE	158473	129176	-	287649	1952 AE	-	-	-	-
1993 AE	120790	110875	-	231665					

Number of Electors



Note : AE : Assembly Election, PE : Assembly Segment of Parliamentary Election

Historical Summary Election Results

Summary Result of Assembly Election - 2017

Candidate Name	Party	Votes	Votes %
Ravindra Nath Tripathi	BJP	79519	33.2
Zahid Beg	SP	78414	32.74
Rangnath Mishra	BSP	56555	23.61
Dr. R.K. Patel	NINSHAD	11433	4.77
Ramdhani Yadav	BMUP	1354	0.57
Khushiyaal Chandra	IND	1140	0.48
Tasauwar	IND	1115	0.47
Kamla	SHSAP	916	0.38
Kapilmuni Shukla	IND	859	0.36
Jagannath Maurya	CPM	805	0.34
Dr. Akhilesh Kumar Dwivedi	RLD	710	0.3
Suresh Gautam	IND	630	0.26
Nisha	IND	572	0.24
Raghuraj Pal	BEP	569	0.24
Mahendra Kumar Gond	GGP	565	0.24
Jay Ram Pandey	LD	559	0.23
Rajesh Kumar Vishwkarma	PMSP	546	0.23
Pankaj Kumar	OP	529	0.22
Dinesh Kumar Tiwari	SAMSAMPA	481	0.2
Bharat	SHS	441	0.18
Ramjeet	CPI(ML)(L)	415	0.17
Valiullah Engineer	BAWPA	310	0.13
Sarita	JANADIP	251	0.1
	NOTA	830	0.35

Polling Station Level Election Results

Number and Name of Polling Stations (PS) (2022)

Number of Polling Stations	Name of Polling Stations	Number of Polling Stations	Name of Polling Stations
1	P.S. Bhanda North Side	22	P.S. Sherpur Goplaha Situated Manidih Room No 2
2	P.S. Bhanda South Side	23	P.S. Durgaganj Situated Mishrainpur Room No. 1
3	P.S. Bhanda Middle Side	24	P.S. Durgaganj Situated Mishrainpur Room No.2
4	P.S.Sherpur Goplaha Room No. 1	25	E.M.S. Virapur Room No 1
5	P.S.Sherpur Goplaha Room No. 2	26	E.M.S. Virapur Room No 2
6	U.P.S. Situated Sherpur Gopalha Room No 1	27	P.S. Ghatmapur
7	U.P.S. Situated Sherpur Gopalha Room No 2	28	P.S. Ananddih Room No. 1
8	P.S. Bhanipur Room No. 1	29	P.S. Ananddih Room No. 2
9	P.S. Bhanipur Room No.2	30	P.S. Ananddih Room No. 4
10	J.H.S. Kudwa North Side	31	P.S. Ananddih Room No. 3
11	J.H.S. Kudwa Middle Side	32	P.S. Durgaganj Situated Masudhi North Side
12	J.H.S. Kudwa South Side	33	P.S. Durgaganj Situated Masudhi South Side
13	P.S. Dayalapur Situated Tulsipur	34	P.S. Hardua Room No. 1
14	P.S. Payagpur	35	P.S. Hardua Room No. 2
15	P.S. Nibichaur Bauribojh Room No. 1	36	P.S. Hardua Room No. 3
16	P.S. Nibichaur Bauribojh Room No.4	37	H.M.S Ramnagar
17	P.S. Bauri Bojh (Dadiya) Room No 1	38	P.S. Ramnagar New Building North Side
18	P.S. Bauri Bojh (Dadiya) Room No 2	39	P.S. Ramnagar New Building South Side
19	P.S. Milkipur Room No. 1	40	P.S. Navalpur Room No 1
20	P.S. Milkipur Room No. 2	41	P.S. Navalpur Room No 2
21	P.S. Sherpur Goplaha Situated Manidih Room No 1	42	P.S. Saray Kansray Room No. 1

Contd....

Polling Station Level Election Results

Polling Station-wise Votes Secured by Overall Top Five Parties in Bhadohi Assembly in Assembly Election (AE) under Bhadohi Parliamentary Constituency in Uttar Pradesh (2022)

Number of Polling Station	Winner - Zahid (SP)	Runner-up - Ravindra Nath Tripathi (BJP)	3rd - Harishankar (Dada Chauhan) (BSP)	4th - Ravishankar (AIMIM)	5th - Vasim Ansari (INC)	NOTA	Other	Total Votes Secured
36	105	63	99	0	2	0	18	287
37	109	82	47	1	3	0	1	243
38	41	318	140	0	5	0	14	518
39	122	174	34	5	9	0	52	396
40	91	64	53	0	5	0	2	215
41	286	153	26	0	9	0	6	480
42	104	273	24	0	4	0	4	409
43	131	45	237	0	1	0	6	420
44	109	208	27	2	7	0	3	356
45	81	233	10	1	7	0	12	344
46	106	324	106	1	3	0	8	548
47	68	302	42	1	5	0	32	450
48	139	254	102	0	9	0	7	511
49	214	224	5	1	13	0	13	470
50	122	174	47	0	5	0	14	362
51	87	82	117	1	8	0	9	304
52	102	121	178	0	4	0	5	410
53	148	288	155	1	6	0	14	612
54	198	195	94	2	4	0	8	501
55	211	192	187	2	13	0	12	617
56	73	226	168	0	4	0	6	477
57	126	107	79	0	3	0	6	321
58	145	126	22	0	4	0	13	310
59	174	62	105	9	1	0	3	354
60	270	320	20	1	6	0	9	626
61	320	96	123	0	1	0	3	543
62	264	194	7	1	44	0	11	521
63	226	213	69	2	3	0	8	521
64	44	212	5	0	4	0	9	274
65	81	106	216	2	8	0	8	421
66	260	236	106	1	5	0	16	624
67	82	208	259	1	10	0	9	569
68	101	165	94	0	3	0	5	368
69	118	108	129	4	1	0	4	364
70	301	142	122	13	7	0	14	599

Contd....

Polling Station Level Election Results

Winner, Runner-up and 3rd Party Position & Winning Margin According to Polling Stations in Bhadohi Assembly in Assembly Election (AE) under Bhadohi Parliamentary Constituency in Uttar Pradesh (2022)

Polling Station Number	Winner Party	Winner Votes (%)	Runner-up Party	Runner-up Votes (%)	Winning Margin Votes (%)	Third Party	Third Party Votes (%)	Other Votes (%)
71	BJP	380 (61.69)	SP	116 (18.83)	264 (42.86)	BSP	72 (11.69)	48 (7.79)
72	BJP	364 (58.62)	SP	141 (22.71)	223 (35.91)	BSP	95 (15.3)	21 (3.38)
73	BJP	317 (46.96)	SP	227 (33.63)	90 (13.33)	BSP	112 (16.59)	19 (2.81)
74	BJP	229 (39.97)	SP	176 (30.72)	53 (9.25)	BSP	158 (27.57)	10 (1.75)
75	BJP	371 (74.05)	SP	110 (21.96)	261 (52.09)	INC	7 (1.4)	13 (2.59)
76	BJP	235 (39.43)	SP	176 (29.53)	59 (9.9)	BSP	154 (25.84)	31 (5.2)
77	SP	318 (61.87)	BJP	182 (35.41)	136 (26.46)	INC	5 (0.97)	9 (1.75)
78	BJP	196 (41.26)	SP	183 (38.53)	13 (2.73)	BSP	78 (16.42)	18 (3.79)
79	BJP	209 (46.24)	SP	138 (30.53)	71 (15.71)	BSP	72 (15.93)	33 (7.3)
80	BSP	242 (45.83)	SP	139 (26.33)	103 (19.5)	BJP	131 (24.81)	16 (3.03)
81	SP	343 (66.34)	BJP	122 (23.6)	221 (42.74)	BSP	28 (5.42)	24 (4.64)
82	NV	NV (NV)	NV	NV (NV)	NV (NV)	NV	NV (NV)	NV (NV)
83	BJP	301 (51.72)	SP	147 (25.26)	154 (26.46)	BSP	109 (18.73)	25 (4.3)
84	SP	303 (79.11)	BJP	49 (12.79)	254 (66.32)	AIMIM	27 (7.05)	4 (1.04)
85	SP	301 (78.59)	AIMIM	45 (11.75)	256 (66.84)	BJP	23 (6.01)	14 (3.66)
86	BJP	230 (66.67)	SP	76 (22.03)	154 (44.64)	BSP	19 (5.51)	20 (5.8)
87	BJP	264 (83.02)	SP	38 (11.95)	226 (71.07)	BSP	7 (2.2)	9 (2.83)
88	BJP	148 (39.15)	BSP	124 (32.8)	24 (6.35)	SP	82 (21.69)	24 (6.35)
89	SP	198 (57.89)	BJP	89 (26.02)	109 (31.87)	AIMIM	32 (9.36)	23 (6.73)
90	BSP	267 (43.56)	BJP	180 (29.36)	87 (14.2)	SP	155 (25.29)	11 (1.79)
91	BJP	412 (65.5)	SP	109 (17.33)	303 (48.17)	BSP	94 (14.94)	14 (2.23)
92	BJP	287 (59.92)	SP	165 (34.45)	122 (25.47)	BSP	18 (3.76)	9 (1.88)
93	BJP	293 (44.66)	SP	193 (29.42)	100 (15.24)	BSP	166 (25.3)	4 (0.61)
94	SP	363 (57.17)	BJP	187 (29.45)	176 (27.72)	BSP	41 (6.46)	44 (6.93)
95	SP	128 (54.01)	BJP	65 (27.43)	63 (26.58)	BSP	22 (9.28)	22 (9.28)
96	BJP	254 (45.12)	BSP	167 (29.66)	87 (15.46)	SP	114 (20.25)	28 (4.97)
97	BJP	278 (47.68)	SP	220 (37.74)	58 (9.94)	BSP	47 (8.06)	38 (6.52)
98	BJP	276 (62.44)	SP	146 (33.03)	130 (29.41)	INC	7 (1.58)	13 (2.94)
99	BJP	238 (67.81)	SP	72 (20.51)	166 (47.3)	BSP	38 (10.83)	3 (0.85)
100	BSP	234 (54.17)	BJP	143 (33.1)	91 (21.07)	SP	35 (8.1)	20 (4.63)
101	SP	288 (74.23)	BJP	87 (22.42)	201 (51.81)	BSP	5 (1.29)	8 (2.06)
102	BSP	203 (48.1)	BJP	157 (37.2)	46 (10.9)	SP	49 (11.61)	13 (3.08)
103	BSP	144 (39.78)	BJP	108 (29.83)	36 (9.95)	SP	99 (27.35)	11 (3.04)
104	SP	200 (39.22)	BSP	165 (32.35)	35 (6.87)	BJP	128 (25.1)	17 (3.33)
105	BJP	148 (44.05)	SP	100 (29.76)	48 (14.29)	BSP	75 (22.32)	13 (3.87)

Contd....

Socio-Economic Amenities - Rural

Access to Education Facilities

Particulars	Number of Villages (% of Population)				
	Available	Not Available	If Not Available (Distance of Nearest Facility)		
			A	B	C
Govt. Primary School	158 (63)	223 (37)	125 (16)	3 (1)	4 (0)
Private Primary School	58 (26)	323 (74)	10 (2)	0 (0)	0 (0)
Govt. Middle School	77 (39)	304 (61)	159 (29)	2 (1)	7 (1)
Private Middle School	36 (16)	345 (84)	34 (8)	1 (0)	1 (0)
Govt. Secondary School	17 (6)	364 (94)	136 (33)	27 (8)	3 (0)
Private Secondary School	23 (11)	358 (89)	68 (16)	28 (7)	6 (3)
Govt. Senior Secondary School	5 (2)	376 (98)	115 (27)	51 (13)	14 (2)
Private Senior Secondary School	18 (9)	363 (91)	61 (16)	31 (9)	4 (2)
Govt. Arts and Science Degree College	9 (4)	372 (96)	49 (11)	71 (19)	71 (21)
Private Arts and Science Degree College	5 (1)	376 (99)	25 (7)	29 (8)	2 (1)
Govt. Engineering College	0 (0)	381 (100)	24 (7)	32 (9)	131 (32)
Private Engineering College	1 (0)	380 (100)	4 (1)	3 (1)	1 (0)
Govt. Medicine College	0 (0)	381 (100)	29 (4)	16 (4)	122 (34)
Private Medicine College	0 (0)	381 (100)	1 (0)	1 (1)	2 (0)
Govt. Management Institute	5 (2)	376 (98)	3 (0)	12 (3)	181 (44)
Private Management Institute	0 (0)	381 (100)	1 (0)	1 (0)	16 (3)
Govt. Polytechnic	4 (2)	377 (98)	5 (1)	9 (2)	214 (54)
Private Polytechnic	0 (0)	381 (100)	0 (0)	0 (0)	15 (5)
Govt. Vocational Training School/ITI	6 (2)	375 (98)	10 (2)	39 (9)	182 (50)
Private Vocational Training School/ITI	0 (0)	381 (100)	0 (0)	0 (0)	7 (2)
Govt. Non Formal Training Centre	6 (3)	375 (97)	24 (4)	39 (13)	81 (23)
Private Non Formal Training Centre	0 (0)	381 (100)	1 (0)	2 (1)	2 (0)
Govt. School For Disabled	3 (2)	378 (98)	4 (1)	8 (4)	101 (28)
Private School For Disabled	0 (0)	381 (100)	0 (0)	1 (1)	1 (0)
Government Others	4 (2)	377 (98)	0 (0)	2 (0)	23 (6)
Private Others	0 (0)	381 (100)	0 (0)	1 (0)	0 (0)

Note : Distance A : Less than 5 km; B : Between 5-10 km; C : 10+ km.; Source : Data Analysis is based on 2011 Census.

DISCLAIMER

The Terms of Use and Disclaimer of Datanet India Private Limited (hereinafter referred to as "Datanet") for use of this analysis report of **Bhadohi Assembly Constituency (Bhadohi Vidhan Sabha)** :-

1. **Assembly Factbook™** is a Registered Trade Mark owned by Datanet.
2. All the maps are sketched and graphical representation only and have not been drawn to the scale and also not to represent the actual geographical area or boundary of the unit.
3. The data for the aforesaid analysis is based on authentic sources and has been culled from the various publications of Census, CSO and NSSO for district and block level data, various central and state government departments, Central & State Elections Commissions and the concerned Returning Officers' releases, Electoral Rolls, Election results and allied publications, internal assessment, surveys, estimates and analysis. Therefore, certain adjustment of data at micro level may have been done to arrive closer to the macro data.
4. Data have been provided on an "As Is" and "As AVAILABLE" basis
5. The colours shown in the maps or diagram and charts of a particular party, alliance or AC are indicative and do not represent them.
6. This publication which includes maps, sheets, graphs and data would be the property under copyright of Datanet only. The user may use these for its internal study, analysis and research purposes. It's public display, re-selling or any commercial uses by the user are not allowed.
7. Datanet has taken due care and caution in compilation and processing of data and allied information, but does not guarantee the accuracy, adequacy or completeness of any information/analysis and will be not responsible for any errors or omissions or for the results obtained from the use of such information/analysis.
8. All the contents for the publication have been culled from various authentic sources and Datanet reasonably believes such sources to be reliable, but does not make any representations, express or implied as to the accuracy or fitness of use of such information. The information or contents of the information/analysis do not constitute advice and should not be relied upon in making (or refraining from making) any decision. Any reliance placed upon the information provided by Datanet is the sole responsibility and strictly at the user's risk.
9. In no event will Datanet be liable for any damages (including, without limitation, damages for loss of business projects, or loss of profits) arising in contract, tort or otherwise from the use of or inability to use any of its contents, or from any action taken (or refrained from being taken) as a result of using the analysis or any of its contents. Datanet its directors, owners, editors, officials, employees, distributor and agents or any associate will not be liable for any errors in the information contained or any consequences arising from the use of the contents of the provided information/analysis.
10. If any provision of these terms and conditions is held invalid or illegal or unenforceable for any reason by any court of competent jurisdiction, such provision shall be severed and the remainder of provisions of the terms and conditions shall continue in full force and effect as if the Term of Use had been executed with the invalid, illegal or unenforceable provision eliminated.
11. If there are any discrepancies in the information provided, please bring it to attention of Datanet for suitable rectification measures.

Buy Online This Complete Book At
Indiastat Publication Book Store

www.indiastatpublications.com

or go directly at

[http://www.indiastatpublications.com/
Assembly_factbook/Uttar Pradesh/Bhadohi/ Bhadohi](http://www.indiastatpublications.com/Assembly_factbook/Uttar%20Pradesh/Bhadohi/Bhadohi)

 **india**stat**elections**

ISBN : 978-93-5822-125-1



9 789358 221251