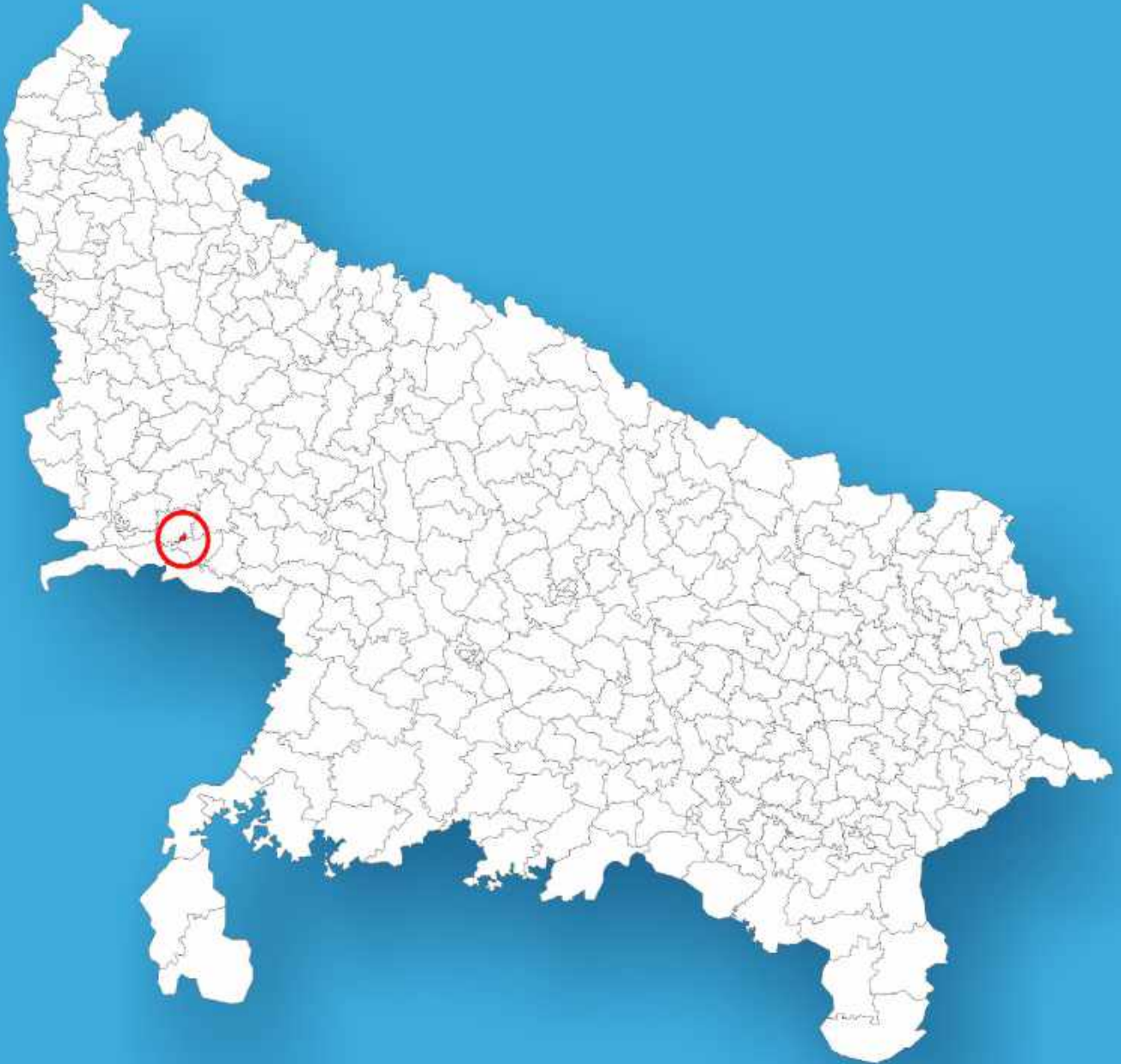




Uttar Pradesh

Assembly Factbook™

Firozabad Assembly Constituency



Key Electoral Data of Firozabad
Assembly Constituency (Vidhan Sabha)

Uttar Pradesh
Assembly FactbookTM
Firozabad Assembly Constituency



Firozabad Vidhan Sabha

Editor & Director

Dr. R.K. Thukral

Research Editor

Dr. Shafeeq Rahman

**Compiled, Researched and Published by
Datanet India Pvt. Ltd.**

D-100, 1st Floor,

Okhla Industrial Area, Phase-I,

New Delhi- 110020.

Ph.: 91-11- 43580781-84

Email : support@indiastatpublications.com

Website : www.indiastatelections.com

Online Book Store :

www.indiastatpublications.com

Report No. : AFB/UP-097-0125

ISBN : 978-93-5905-225-0

First Edition : January, 2018

Eighth Updated Edition : January, 2025

Price : Rs.11500/-

US\$ 310

© Datanet India Pvt. Ltd.

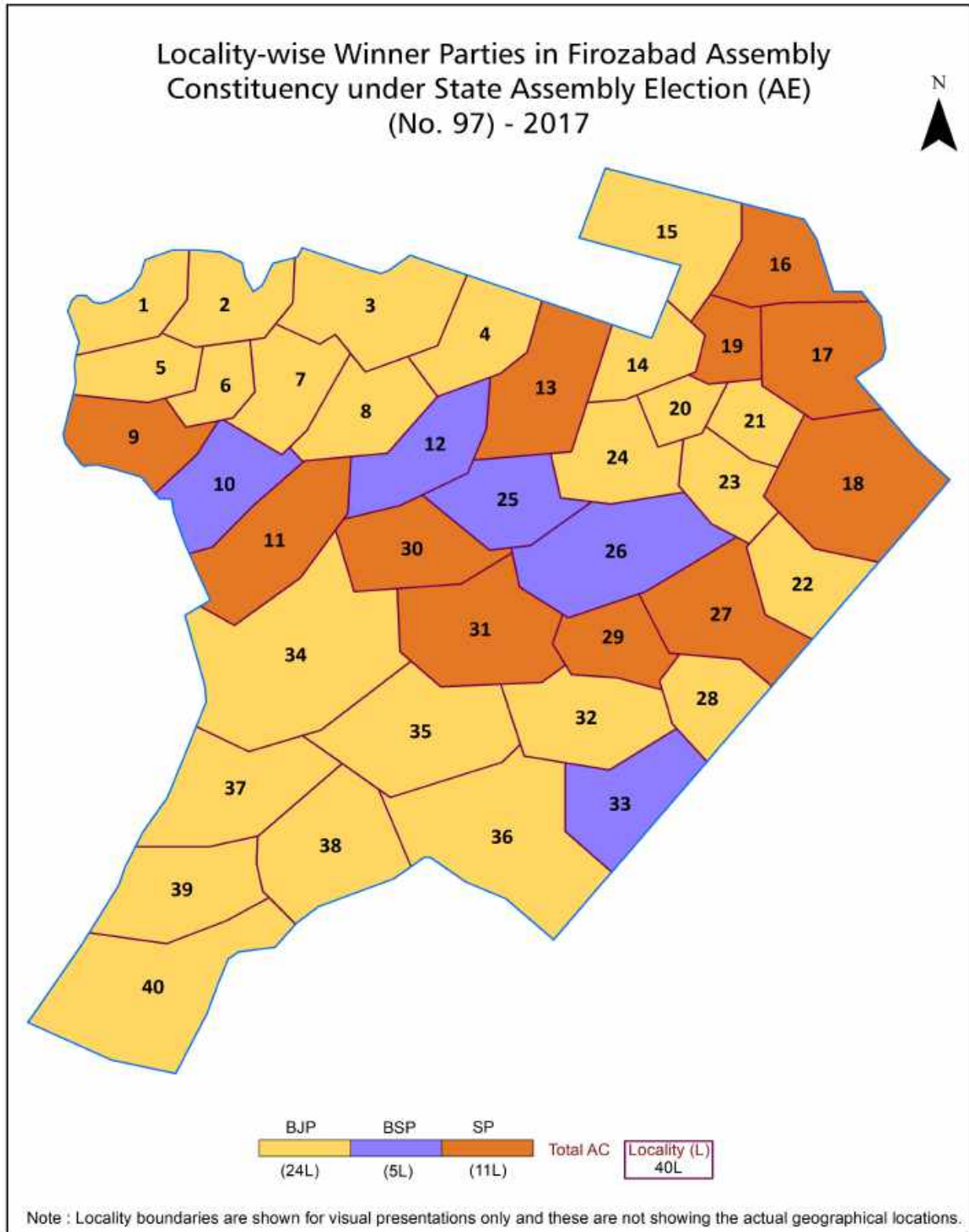
All rights reserved. No part of this book may be reproduced, stored in a retrieval system or transmitted in any form or by any means, mechanical photocopying, photographing, scanning, recording or otherwise without the prior written permission of the publisher. Please refer to Disclaimer at page no. 85 for the use of this publication.

Printed in India

Contents

No.	Particulars	Page No.
	Introduction	
1	Assembly Constituency - (Vidhan Sabha) at a Glance Features of Assembly as per Delimitation Commission of India (2008)	1-2
	Location and Political Maps	
2	Location Map Boundaries of Assembly Constituency - (Vidhan Sabha) in District Boundaries of Assembly Constituency under Parliamentary Constituency - (Lok Sabha) Locality-wise Winner Parties-2024, 2022, 2019, 2017, 2014, 2012 and 2009	3-11
	Administrative Setup (2011)	
3	District Sub-district Towns Villages Inhabited Villages Uninhabited Villages Village Panchayat Intermediate Panchayat	12
	Demographics (2011)	
4	Population Households Rural/Urban Population Sex Ratio (Total & 0-6 Years) Religious Population Social Population Literacy Rate	13
	Electoral Features	
5	Important Dates of Last Elections Held Electors by Gender Service Electors Voters Voters Turnout Polling Stations & Average Number of Electors per Polling Station Electors by Age Group Present Elected Representatives	14-19
	Historical Summary Election Results	
6	Vote Share of Major Parties Winning Margin (Number & Percentage) Polarity of Parties Summary Result of Assembly Segment of Parliamentary Election 2024, 2019, 2014, 2009, 2004 and 1999 Summary Result of Assembly Elections 2022, 2017, 2012, 2007, 2002, 1996, 1993, 1991, 1989, 1985, 1980, 1977, 1974, 1969, 1967, 1962, 1957 and 1952	20-46
	Polling Station Level Election Results	
7	Name and Number of Polling Station 2024, 2022, 2019, 2017, 2014, 2012 and 2009 Polling Station-wise Electors, Voters & Voters Turnout 2024, 2022, 2019, 2017, 2014, 2012 and 2009 Polling Station wise Elections Results 2024, 2022, 2019, 2017, 2014, 2012 and 2009	47-281
	Panchayat and Local Bodies Election Results	
8	Urban Local Bodies Result 2012	282-284
	Share of Assembly Constituency	
9	Share of Assembly Constituency - (Vidhan Sabha) in State, District and Parliamentary Constituency - (Lok Sabha)	285
10	Abbreviation & Sources	287-290
11	Disclaimer	291

Location & Political Map

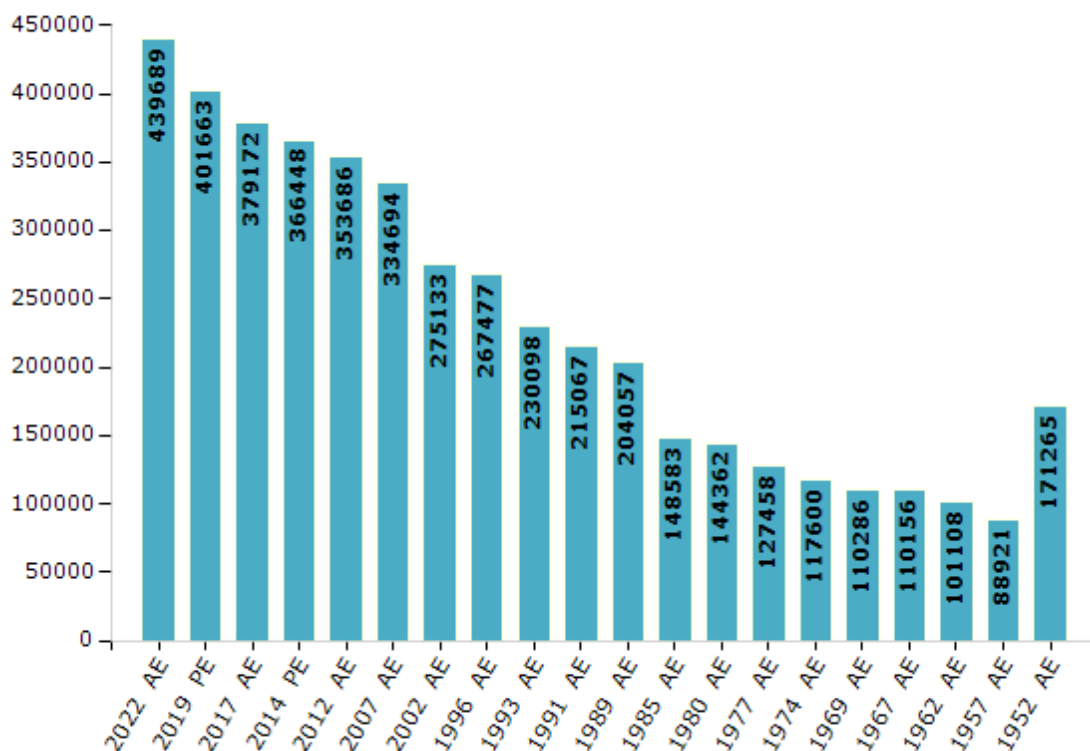


Electoral Features

Electors by Male & Female

Year	Male	Female	Others	Total	Year	Male	Female	Others	Total
2022 AE	236325	203312	52	439689	1991 AE	113534	101533	-	215067
2019 PE	216066	185561	36	401663	1989 AE	106044	98013	-	204057
2017 AE	209733	169409	30	379172	1985 AE	77551	71032	-	148583
2014 PE	202635	163813	0	366448	1980 AE	74117	70245	-	144362
2012 AE	195598	158075	13	353686	1977 AE	69239	58219	-	127458
2009 PE	-	-	-	-	1974 AE	64063	53537	-	117600
2007 AE	182620	152074	-	334694	1969 AE	57450	52836	-	110286
2004 PE	-	-	-	-	1967 AE	-	-	-	110156
2002 AE	164870	110263	-	275133	1962 AE	-	-	-	101108
1999 PE	-	-	-	-	1957 AE	-	-	-	88921
1996 AE	154597	112880	-	267477	1952 AE	-	-	-	171265
1993 AE	123232	106866	-	230098					

Number of Electors



Note : AE : Assembly Election, PE : Assembly Segment of Parliamentary Election

Historical Summary Election Results

Summary Result of Assembly Election - 2017

Candidate Name	Party	Votes	Votes %
Manish Asija	BJP	102654	44.19
Azim Bhai	SP	60927	26.23
Khalid Nasir	BSP	51387	22.12
Ahtsham Ali (Babar)	AIMIM	11478	4.94
Ajay Kumar	JAM	1688	0.73
Amit Garg	IND	703	0.3
Rajkishor Tiwari	IND	502	0.22
Shoukin Singh	BSRD	349	0.15
Jahangir Khan Alvi	PECP	336	0.14
Kaushal Kishore Upadhyay	RSD	318	0.14
Mo Shahajad Khan	IUML	270	0.12
Ramgopal	BLSP	237	0.1
Balveer Singh	BKPP	218	0.09
Nitendar Gupta	LD	187	0.08
Deepak Sharma	MNVP	118	0.05
	NOTA	906	0.39

Polling Station Level Election Results

Number and Name of Polling Stations (PS) (2022)

Number of Polling Stations	Name of Polling Stations	Number of Polling Stations	Name of Polling Stations
1	Shri Tilak Inter College Arya Nagar R.N.1	22	S.R.K. Inter College Ramlila Chauraha R.N.3
2	Shri Tilak Inter College Arya Nagar R.N.2	23	S.R.K. Inter College Ramlila Chauraha R.N.4
3	Islamaiya Inter College Arya Nagar R.N.1	24	S.R.K. Inter College Ramlila Chauraha R.N.5
4	Islamaiya Inter College Arya Nagar R.N.2	25	Brahman Dharmsala Moh.Duli
5	Islamaiya Inter College Arya Nagar R.N.3	26	Kasturba Inter College Durga Nagar R.N.1
6	Islamaiya Inter College Arya Nagar R.N.4	27	Kasturba Inter College Durga Nagar R.N.2
7	Islamaiya Inter College Arya Nagar R.N.5	28	Kasturba Inter College Durga Nagar R.N.3
8	Islamaiya Inter College Arya Nagar R.N.6	29	Kasturba Inter College Durga Nagar R.N.4
9	Rama Kanya Inter College Jalesar Road	30	Kasturba Inter College Durga Nagar R.N.5
10	Sushila Brajraj Singh Inter College Mathura Nagar R.N.1	31	Kasturba Inter College Durga Nagar R.N. 6
11	Sushila Brajraj Singh Inter College Mathura Nagar R.N.2	32	Mahatma Gandhi Balika Vidhyalay Inter College Firozabad R.N.1
12	Sushila Brajraj Singh Inter College Mathura Nagar R.N.3	33	Mahatma Gandhi Balika Vidhyalay Inter College Firozabad R.N.2
13	D.A.V.Inter College Kotla Chungi R.N.1	34	Mahatma Gandhi Balika Vidhyalay Inter College Firozabad R.N.3
14	D.A.V.Inter College Kotla Chungi R.N.2	35	Mahatma Gandhi Balika Vidhyalay Inter College Firozabad R.N.4
15	D.A.V.Inter College Kotla Chungi R.N.3	36	Mahatma Gandhi Balika Vidhyalay Inter College Firozabad R.N.5
16	D.A.V.Inter College Kotla Chungi R.N.4	37	Mahatma Gandhi Balika Vidhyalay Inter College Firozabad R.N.6
17	D.A.V.Inter College Kotla Chungi R.N.5	38	Mahatma Gandhi Balika Vidhyalay P.G. College Firozabad R.N.1
18	D.A.V.Inter College Kotla Chungi R.N.6	39	Mahatma Gandhi Balika Vidhyalay P.G. College Firozabad R.N.2
19	D.A.V.Inter College Kotla Chungi R.N.7	40	Mahatma Gandhi Balika Vidhyalay P.G. College Firozabad R.N.3
20	S.R.K. Inter College Ramlila Chauraha R.N.1	41	Royal City Public School Karbala R.N.1
21	S.R.K. Inter College Ramlila Chauraha R.N.2	42	Royal City Public School Karbala R.N.2

Contd....

Polling Station Level Election Results

Polling Station-wise Votes Secured by Overall Top Five Parties in Firozabad Assembly in Assembly Election (AE) under Firozabad Parliamentary Constituency in Uttar Pradesh (2022)

Number of Polling Station	Winner - Manish Asija (BJP)	Runner-up - Saifurrahman Urf Chhuttan Bhai (SP)	3rd - Shazia Hasan (BSP)	4th - Babloo Singh Rathore Urf Goldee (AIMIM)	5th - Ramdas Manav (IND)	NOTA	Other	Total Votes Secured
36	447	83	94	5	3	0	0	632
37	730	38	67	0	2	0	2	839
38	574	56	20	1	1	0	5	657
39	265	319	62	3	0	0	1	650
40	354	118	35	3	1	0	1	512
41	273	130	51	12	4	0	3	473
42	357	155	55	9	47	0	9	632
43	315	76	189	9	21	0	3	613
44	365	52	2	17	131	0	7	574
45	378	84	18	40	186	0	8	714
46	331	101	14	54	158	0	11	669
47	271	21	6	62	309	0	22	691
48	213	50	131	32	77	0	8	511
49	170	42	73	14	114	0	6	419
50	291	36	84	21	156	0	1	589
51	296	25	8	10	144	0	11	494
52	446	146	3	2	23	0	14	634
53	309	37	1	0	4	0	4	355
54	309	37	2	0	1	0	1	350
55	318	167	21	6	2	0	4	518
56	392	200	5	10	0	0	5	612
57	306	344	10	17	1	0	5	683
58	341	113	10	6	1	0	8	479
59	163	106	11	2	1	0	4	287
60	426	194	59	16	1	0	7	703
61	598	92	14	1	1	0	25	731
62	2	230	172	50	0	0	1	455
63	6	346	187	144	1	0	5	689
64	97	372	98	34	2	0	8	611
65	27	17	444	4	5	0	2	499
66	20	275	72	45	1	0	3	416
67	251	60	22	8	1	0	7	349
68	356	53	3	0	0	0	10	422
69	457	32	5	0	1	0	4	499
70	5	382	223	25	1	0	3	639

Contd....

Polling Station Level Election Results

Winner, Runner-up and 3rd Party Position & Winning Margin According to Polling Stations in Firozabad Assembly in Assembly Election (AE) under Firozabad Parliamentary Constituency in Uttar Pradesh (2022)

Polling Station Number	Winner Party	Winner Votes (%)	Runner-up Party	Runner-up Votes (%)	Winning Margin Votes (%)	Third Party	Third Party Votes (%)	Other Votes (%)
71	SP	433 (62.94)	BSP	211 (30.67)	222 (32.27)	AIMIM	36 (5.23)	8 (1.16)
72	BSP	273 (49.28)	SP	254 (45.85)	19 (3.43)	AIMIM	21 (3.79)	6 (1.08)
73	SP	547 (67.53)	BSP	195 (24.07)	352 (43.46)	AIMIM	63 (7.78)	5 (0.62)
74	SP	460 (66.28)	BSP	155 (22.33)	305 (43.95)	AIMIM	76 (10.95)	3 (0.43)
75	SP	339 (70.92)	BSP	75 (15.69)	264 (55.23)	AIMIM	61 (12.76)	3 (0.63)
76	SP	510 (84.44)	AIMIM	56 (9.27)	454 (75.17)	BSP	18 (2.98)	20 (3.31)
77	SP	398 (77.43)	BSP	83 (16.15)	315 (61.28)	AIMIM	24 (4.67)	9 (1.75)
78	SP	203 (56.39)	BSP	141 (39.17)	62 (17.22)	BJP	7 (1.94)	9 (2.5)
79	SP	494 (87.59)	AIMIM	43 (7.62)	451 (79.97)	BSP	22 (3.9)	5 (0.89)
80	SP	170 (39.26)	BSP	144 (33.26)	26 (6)	BJP	104 (24.02)	15 (3.46)
81	SP	538 (74.93)	AIMIM	159 (22.14)	379 (52.79)	BSP	14 (1.95)	7 (0.97)
82	SP	330 (80.49)	AIMIM	72 (17.56)	258 (62.93)	BSP	5 (1.22)	3 (0.73)
83	SP	341 (82.17)	AIMIM	63 (15.18)	278 (66.99)	BSP	9 (2.17)	2 (0.48)
84	SP	379 (71.51)	BSP	78 (14.72)	301 (56.79)	AIMIM	58 (10.94)	15 (2.83)
85	SP	501 (70.96)	AIMIM	100 (14.16)	401 (56.8)	BSP	99 (14.02)	6 (0.85)
86	SP	396 (72.66)	AIMIM	127 (23.3)	269 (49.36)	BSP	10 (1.83)	12 (2.2)
87	SP	456 (76.64)	AIMIM	117 (19.66)	339 (56.98)	BSP	9 (1.51)	13 (2.18)
88	SP	484 (74.92)	AIMIM	124 (19.2)	360 (55.72)	BSP	30 (4.64)	8 (1.24)
89	SP	401 (62.66)	BSP	135 (21.09)	266 (41.57)	AIMIM	97 (15.16)	7 (1.09)
90	SP	271 (58.28)	AIMIM	176 (37.85)	95 (20.43)	BSP	11 (2.37)	7 (1.51)
91	SP	386 (63.91)	AIMIM	164 (27.15)	222 (36.76)	BSP	18 (2.98)	36 (5.96)
92	SP	395 (61.15)	BSP	163 (25.23)	232 (35.92)	AIMIM	74 (11.46)	14 (2.17)
93	SP	401 (78.02)	BSP	82 (15.95)	319 (62.07)	AIMIM	27 (5.25)	4 (0.78)
94	SP	250 (61.58)	BSP	114 (28.08)	136 (33.5)	AIMIM	36 (8.87)	6 (1.48)
95	SP	289 (67.05)	AIMIM	105 (24.36)	184 (42.69)	BSP	32 (7.42)	5 (1.16)
96	SP	305 (68.08)	BSP	115 (25.67)	190 (42.41)	AIMIM	20 (4.46)	8 (1.79)
97	SP	685 (76.11)	BSP	117 (13)	568 (63.11)	AIMIM	88 (9.78)	10 (1.11)
98	SP	479 (75.67)	BSP	78 (12.32)	401 (63.35)	AIMIM	61 (9.64)	15 (2.37)
99	SP	397 (59.79)	AIMIM	168 (25.3)	229 (34.49)	BSP	87 (13.1)	12 (1.81)
100	SP	358 (60.37)	BSP	132 (22.26)	226 (38.11)	AIMIM	92 (15.51)	11 (1.85)
101	SP	352 (67.18)	BSP	95 (18.13)	257 (49.05)	AIMIM	41 (7.82)	36 (6.87)
102	SP	288 (73.85)	BSP	72 (18.46)	216 (55.39)	AIMIM	22 (5.64)	8 (2.05)
103	SP	398 (65.57)	BSP	147 (24.22)	251 (41.35)	AIMIM	60 (9.88)	2 (0.33)
104	SP	335 (68.51)	BSP	77 (15.75)	258 (52.76)	AIMIM	71 (14.52)	6 (1.23)
105	SP	376 (77.53)	AIMIM	84 (17.32)	292 (60.21)	BSP	22 (4.54)	3 (0.62)

Contd....

DISCLAIMER

The Terms of Use and Disclaimer of Datanet India Private Limited (hereinafter referred to as "Datanet") for use of this analysis report of **Firozabad Assembly Constituency (Firozabad Vidhan Sabha) :-**

1. **Assembly Factbook™** is a Registered Trade Mark owned by Datanet.
2. All the maps are sketched and graphical representation only and have not been drawn to the scale and also not to represent the actual geographical area or boundary of the unit.
3. The data for the aforesaid analysis is based on authentic sources and has been culled from the various publications of Census, CSO and NSSO for district and block level data, various central and state government departments, Central & State Elections Commissions and the concerned Returning Officers' releases, Electoral Rolls, Election results and allied publications, internal assessment, surveys, estimates and analysis. Therefore, certain adjustment of data at micro level may have been done to arrive closer to the macro data.
4. Data have been provided on an "As Is" and "As AVAILABLE" basis
5. The colours shown in the maps or diagram and charts of a particular party, alliance or AC are indicative and do not represent them.
6. This publication which includes maps, sheets, graphs and data would be the property under copyright of Datanet only. The user may use these for its internal study, analysis and research purposes. It's public display, re-selling or any commercial uses by the user are not allowed.
7. Datanet has taken due care and caution in compilation and processing of data and allied information, but does not guarantee the accuracy, adequacy or completeness of any information/analysis and will be not responsible for any errors or omissions or for the results obtained from the use of such information/analysis.
8. All the contents for the publication have been culled from various authentic sources and Datanet reasonably believes such sources to be reliable, but does not make any representations, express or implied as to the accuracy or fitness of use of such information. The information or contents of the information/analysis do not constitute advice and should not be relied upon in making (or refraining from making) any decision. Any reliance placed upon the information provided by Datanet is the sole responsibility and strictly at the user's risk.
9. In no event will Datanet be liable for any damages (including, without limitation, damages for loss of business projects, or loss of profits) arising in contract, tort or otherwise from the use of or inability to use any of its contents, or from any action taken (or refrained from being taken) as a result of using the analysis or any of its contents. Datanet its directors, owners, editors, officials, employees, distributor and agents or any associate will not be liable for any errors in the information contained or any consequences arising from the use of the contents of the provided information/analysis.
10. If any provision of these terms and conditions is held invalid or illegal or unenforceable for any reason by any court of competent jurisdiction, such provision shall be severed and the remainder of provisions of the terms and conditions shall continue in full force and effect as if the Term of Use had been executed with the invalid, illegal or unenforceable provision eliminated.
11. If there are any discrepancies in the information provided, please bring it to attention of Datanet for suitable rectification measures.

Buy Online This Complete Book At
Datanet India eBooks Store

www.indiastatpublications.com

or go directly at

[http://www.indiastatpublications.com/
Assembly_factbook/Uttar Pradesh/Firozabad/ Firozabad](http://www.indiastatpublications.com/Assembly_factbook/Uttar%20Pradesh/Firozabad/Firozabad)

 **indiastat**elections

ISBN : 978-93-5905-225-0



9 789359 105225 0