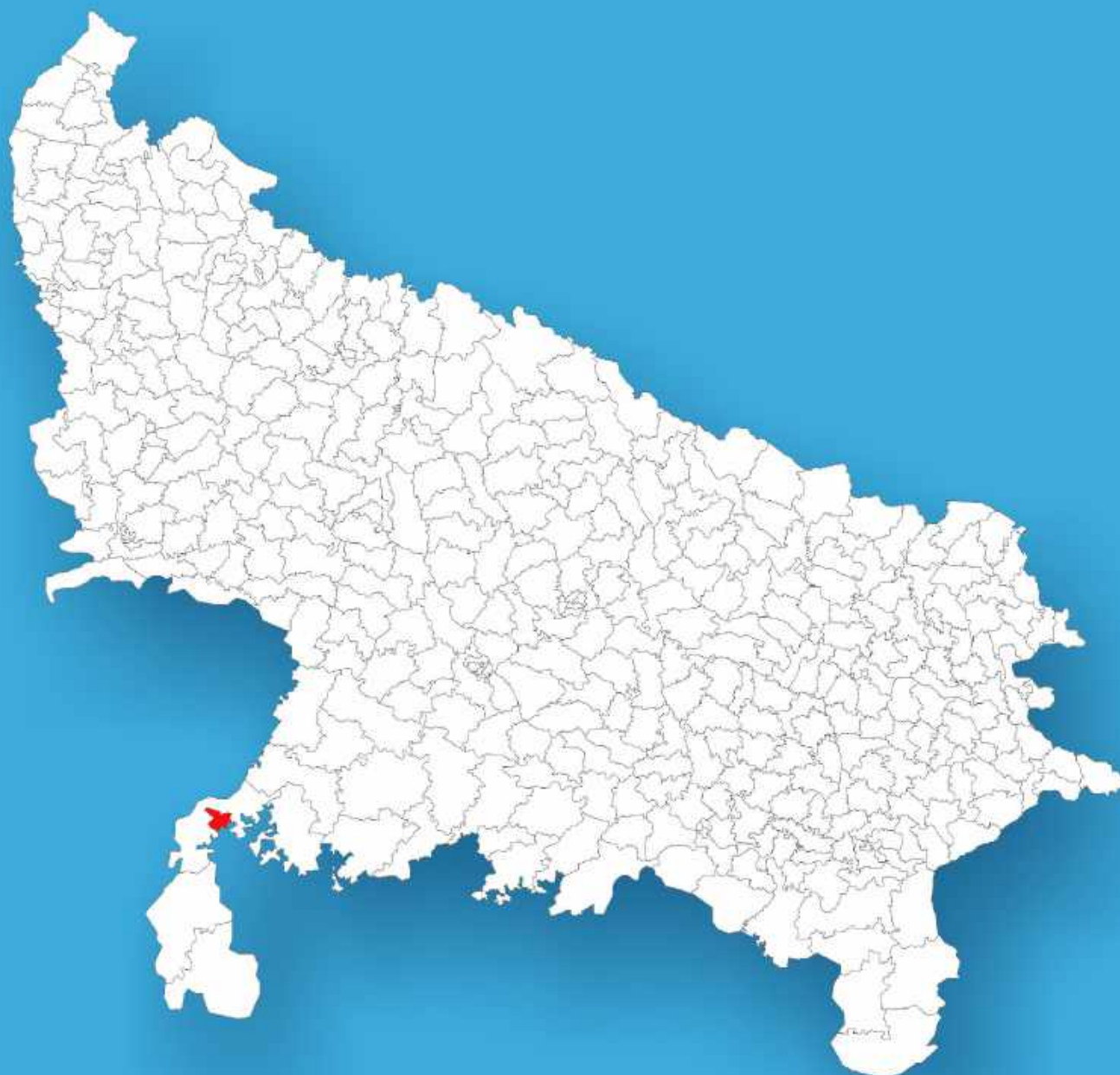




Uttar Pradesh

Assembly Factbook™

Jhansi Nagar Assembly Constituency



Key Electoral Data of Jhansi Nagar
Assembly Constituency (Vidhan Sabha)

Uttar Pradesh

Assembly Factbook™

Jhansi Nagar Assembly Constituency



Jhansi Nagar Vidhan Sabha

Editor & Director

Dr. R.K. Thukral

Research Editor

Dr. Shafeeq Rahman

**Compiled, Researched and Published by
Datanet India Pvt. Ltd.**

D-100, 1st Floor,

Okhla Industrial Area, Phase-I,

New Delhi- 110020.

Ph.: 91-11- 43580781-84

Email : support@indiastatpublications.com

Website : www.indiastatelections.com

Online Book Store :

www.indiastatpublications.com

Report No. : AFB/UP-223-0125

ISBN : 978-93-5905-185-7

First Edition : January, 2018

Eighth Updated Edition : January, 2025

Price : Rs.11500/-

US\$ 310

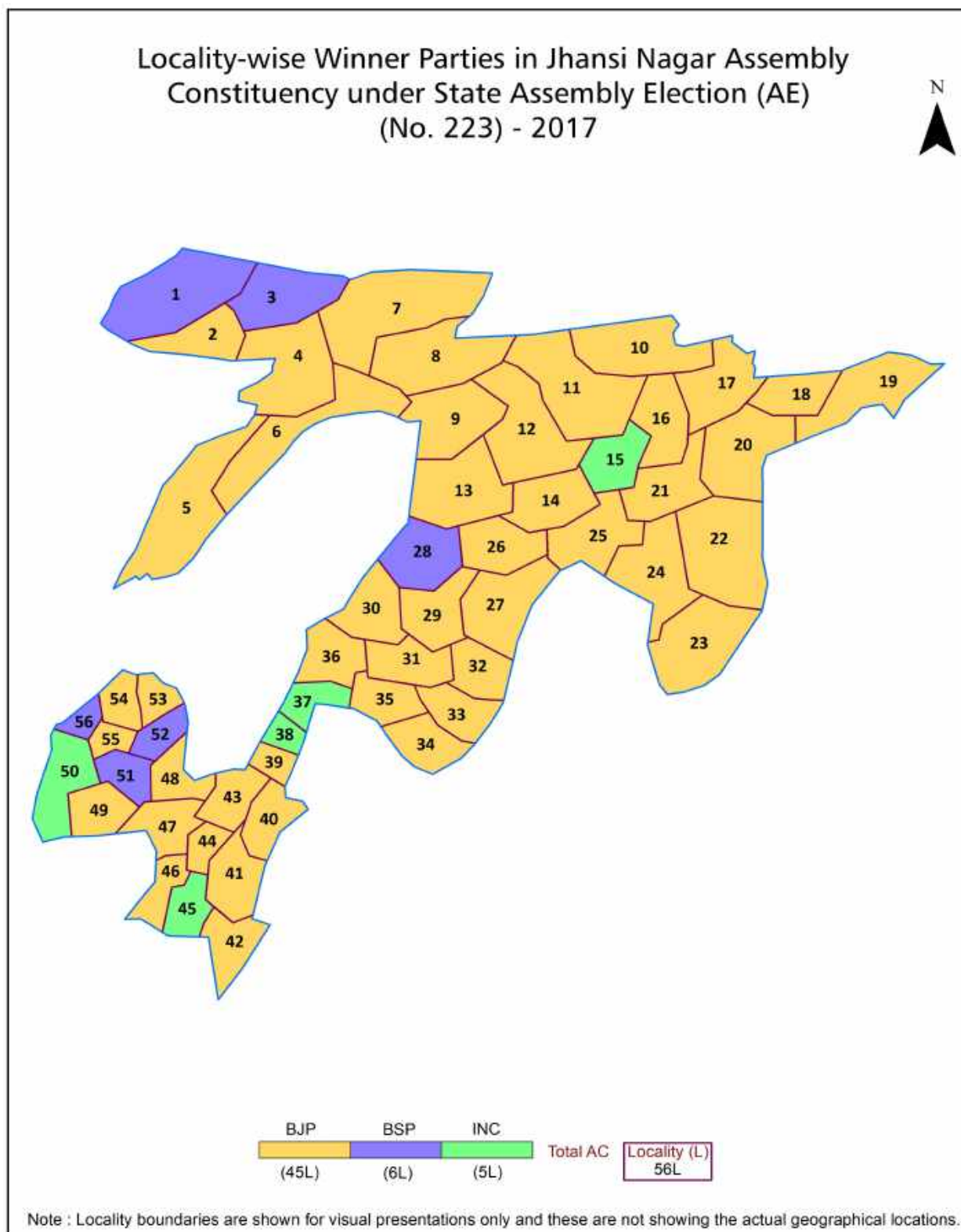
© Datanet India Pvt. Ltd.

All rights reserved. No part of this book may be reproduced, stored in a retrieval system or transmitted in any form or by any means, mechanical photocopying, photographing, scanning, recording or otherwise without the prior written permission of the publisher. Please refer to Disclaimer at page no. 276 for the use of this publication.

Printed in India

No.	Particulars	Page No.
	Introduction	
1	Assembly Constituency - (Vidhan Sabha) at a Glance Features of Assembly as per Delimitation Commission of India (2008)	1-2
	Location and Political Maps	
2	Location Map Boundaries of Assembly Constituency - (Vidhan Sabha) in District Boundaries of Assembly Constituency under Parliamentary Constituency - (Lok Sabha) Locality-wise Winner Parties-2024, 2022, 2019, 2017, 2014, 2012 and 2009	3-11
	Administrative Setup (2011)	
3	District Sub-district Towns Villages Inhabited Villages Uninhabited Villages Village Panchayat Intermediate Panchayat	12
	Demographics (2011)	
4	Population Households Rural/Urban Population Sex Ratio (Total & 0-6 Years) Religious Population Social Population Literacy Rate	13
	Electoral Features	
5	Important Dates of Last Elections Held Electors by Gender Service Electors Voters Voters Turnout Polling Stations & Average Number of Electors per Polling Station Electors by Age Group Present Elected Representatives	14-19
	Historical Summary Election Results	
6	Vote Share of Major Parties Winning Margin (Number & Percentage) Polarity of Parties Summary Result of Assembly Segment of Parliamentary Election 2024, 2019, 2014 and 2009 Summary Result of Assembly Elections 2022, 2017 and 2012	20-28
	Polling Station Level Election Results	
7	Name and Number of Polling Station 2024, 2022, 2019, 2017, 2014, 2012 and 2009 Polling Station-wise Electors, Voters & Voters Turnout 2024, 2022, 2019, 2017, 2014, 2012 and 2009 Polling Station wise Elections Results 2024, 2022, 2019, 2017, 2014, 2012 and 2009	29-265
8	Panchayat and Local Bodies Election Results Panchayat Result 2015 Urban Local Bodies Result 2012	266-269
	Share of Assembly Constituency	
9	Share of Assembly Constituency - (Vidhan Sabha) in State, District and Parliamentary Constituency - (Lok Sabha)	270
10	Abbreviation & Sources	272-275
11	Disclaimer	276

Location & Political Map

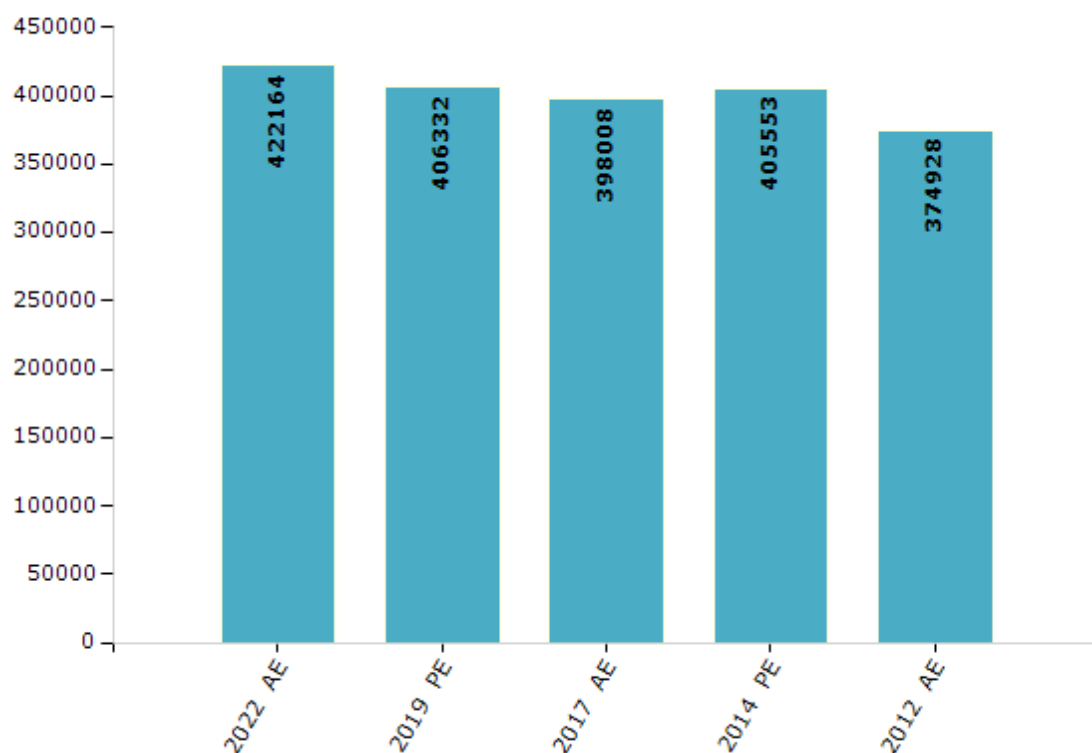


Electoral Features

Electors by Male & Female

Year	Male	Female	Others	Total	Year	Male	Female	Others	Total
2022 AE	226223	195910	31	422164	1991 AE	-	-	-	-
2019 PE	218706	187601	25	406332	1989 AE	-	-	-	-
2017 AE	214723	183265	20	398008	1985 AE	-	-	-	-
2014 PE	219937	185593	23	405553	1980 AE	-	-	-	-
2012 AE	205127	169801	0	374928	1977 AE	-	-	-	-
2009 PE	-	-	-	-	1974 AE	-	-	-	-
2007 AE	-	-	-	-	1969 AE	-	-	-	-
2004 PE	-	-	-	-	1967 AE	-	-	-	-
2002 AE	-	-	-	-	1962 AE	-	-	-	-
1999 PE	-	-	-	-	1957 AE	-	-	-	-
1996 AE	-	-	-	-	1952 AE	-	-	-	-
1993 AE	-	-	-	-					

Number of Electors



Note : AE : Assembly Election, PE : Assembly Segment of Parliamentary Election

Historical Summary Election Results

Summary Result of Assembly Election - 2017

Candidate Name	Party	Votes	Votes %
Ravi Sharma	BJP	117873	48.68
Sita Ram Kushwaha	BSP	62095	25.64
Rahul Rai	INC	51242	21.16
Rakesh Kumar Sen	PSJP	1965	0.81
Laxman Singh	CPI	1249	0.52
Umesh Yadav	RLD	968	0.4
Arvind Kumar Verma	SWAJANPA	932	0.38
Ram Kishan Raikwar	IND	769	0.32
Sanjeev Kumar Singh	IND	715	0.3
Kunwar Satyendra Pal Singh	BUNKD	672	0.28
Mohammad Imran Khan	IND	499	0.21
Jitendra Bhadauriya	IND	469	0.19
Neeta Tiwari	IND	421	0.17
Er. Ramnath Sahu	LD	393	0.16
Shankarlal Kushwaha	SHS	279	0.12
Sunil Prajapati	IND	247	0.1
Arun Kumar Sahu	JAM	222	0.09
Pt. Krishna Gopal Dwivedi	HJC	183	0.08
	NOTA	953	0.39

Polling Station Level Election Results

Number and Name of Polling Stations (PS) (2022)

Number of Polling Stations	Name of Polling Stations	Number of Polling Stations	Name of Polling Stations
1	Bundelkhand Engineering College V B Part-1	22	Purv Madhyamik Composite School Simrdha Part-1
2	Bundelkhand Engineering College V B Part-2	23	Purv Madhyamik Composite School Simrdha Part-2
3	Bundelkhand Engineering College V B Part-3	24	Sushila Devi Memorial Ju.High School Simrdha Part 1
4	Bundelkhand Engineering College V B Part-4	25	Sushila Devi Memorial Ju.High School Simrdha Part 2
5	Bundelkhand Engineering College V B Part-5	26	P.M.V. Karari Part-1
6	Gurukul Inter College Gumnawara Pichhor Part-1	27	P.M.V. Karari Part-2
7	Gurukul Inter College Gumnawara Pichhor Part - 2	28	Bahumanjali P.M.V. Ma. Kashiram Shehri Garib Avas Karari Part 1
8	Gurukul Inter College Gumnawara Pichhor Part - 3	29	Bahumanjali P.M.V. Ma. Kashiram Shehri Garib Avas Karari Part 2
9	Gurukul Inter College Gumnawara Pichhor Part - 4	30	P.V. Lahargird Part-1
10	Gurukul Inter College Gumnawara Pichhor Part - 5	31	P.V. Lahargird Part-2
11	Bhotik Chikitsa Vibhaag Bu. V.V. Awasiya Parisar Part-1	32	P.M.V. Lahergird Part-1
12	Bhotik Chikitsa Vibhaag Bu. V.V. Awasiya Parisar Part-2	33	P.M.V. Lahergird Part-2
13	Adarsh Jr. H. School Bundelkhand V V Awasiya.Parisar Part-1	34	Panchayat Bhawan Lahar Gird
14	Adarsh Jr. H. School Bundelkhand V V Awasiya Parisar Part-2	34A	Panchayat Bhawan Lahar Gird Part-2
15	Adarsh Jr. H. School Bundelkhand V V Awasiya Parisar Part-3	35	P.M.V. Laher Gird Part-3
16	Adarsh Jr. H. School Bundelkhand V V Awasiya Parisar Part-4	36	Mahatma Gandhi Saraswati Vidya Mandir Part-1
17	Adarsh Jr. H. School Bundelkhand V V Awasiya Parisar Part-5	37	Mahatma Gandhi Saraswati Vidya Mandir Part-2
18	P. V. Mairy Part-1	38	Saraswati Inter College Sipri Bazar Part-1
19	P. V. Mairy Part-2	39	Saraswati Inter College Sipri Bazar Part-2
20	P. V. Budha Part - 1	40	Saraswati Inter College Sipri Bazar Part-3
21	P. V. Budha Part - 2	41	Saraswati Inter College Sipri Bazar Part-4

Contd....

Polling Station Level Election Results

Polling Station-wise Votes Secured by Overall Top Five Parties in Jhansi Nagar Assembly in Assembly Election (AE) under Jhansi Parliamentary Constituency in Uttar Pradesh (2022)

Number of Polling Station	Winner - Ravi Sharma (BJP)	Runner-up - Sita Ram Kushwaha (SP)	3rd - Kailash Sahu (BSP)	4th - Rahul Richhariya (INC)	5th - Sadik Ali (AIMIM)	NOTA	Other	Total Votes Secured
35	498	115	35	32	15	3	7	705
36	300	194	212	15	3	4	7	735
37	260	130	200	18	0	3	5	616
38	409	100	36	29	0	0	6	580
39	311	96	30	44	3	10	5	499
40	345	119	2	26	2	0	15	509
41	386	100	15	21	2	3	5	532
42	366	50	10	23	1	2	2	454
43	445	100	10	31	0	6	9	601
44	346	82	15	47	0	2	0	492
45	265	29	9	6	0	0	2	311
46	324	35	8	20	0	0	2	389
47	303	32	6	12	1	3	2	359
48	407	80	73	25	6	2	5	598
49	335	119	109	20	2	4	7	596
50	225	135	218	17	6	2	6	609
51	363	135	165	27	9	1	10	710
52	303	66	20	43	0	1	5	438
53	404	113	16	43	1	3	5	585
54	454	91	20	22	3	2	9	601
55	337	76	32	22	2	5	6	480
56	490	153	11	27	7	2	7	697
57	290	123	3	24	6	2	0	448
58	348	171	7	8	16	4	1	555
59	367	143	13	21	3	4	3	554
60	453	68	7	13	2	4	3	550
61	418	128	94	29	12	2	3	686
62	310	39	48	15	2	3	6	423
63	257	54	67	25	1	0	0	404
64	317	68	14	19	9	3	4	434
65	330	99	14	10	0	3	4	460
66	327	97	34	18	4	0	5	485
67	363	138	25	30	5	3	9	573
68	558	156	20	17	1	6	7	765
69	452	160	30	17	2	5	3	669

Contd....

Polling Station Level Election Results

Winner, Runner-up and 3rd Party Position & Winning Margin According to Polling Stations in Jhansi Nagar Assembly in Assembly Election (AE) under Jhansi Parliamentary Constituency in Uttar Pradesh (2022)

Polling Station Number	Winner Party	Winner Votes (%)	Runner-up Party	Runner-up Votes (%)	Winning Margin Votes (%)	Third Party	Third Party Votes (%)	Other Votes (%)
70	BJP	486 (59.34)	SP	262 (31.99)	224 (27.35)	BSP	36 (4.4)	35 (4.27)
71	BJP	382 (57.88)	SP	205 (31.06)	177 (26.82)	BSP	50 (7.58)	23 (3.48)
72	BJP	350 (55.12)	SP	207 (32.6)	143 (22.52)	BSP	36 (5.67)	42 (6.61)
73	BJP	363 (62.69)	SP	151 (26.08)	212 (36.61)	BSP	40 (6.91)	25 (4.32)
74	BJP	393 (62.88)	SP	158 (25.28)	235 (37.6)	BSP	54 (8.64)	20 (3.2)
75	BJP	305 (64.35)	SP	128 (27)	177 (37.35)	BSP	25 (5.27)	16 (3.38)
76	BJP	427 (58.98)	SP	240 (33.15)	187 (25.83)	BSP	23 (3.18)	34 (4.7)
77	BJP	383 (73.8)	SP	94 (18.11)	289 (55.69)	BSP	30 (5.78)	12 (2.31)
78	BJP	356 (72.8)	SP	96 (19.63)	260 (53.17)	BSP	20 (4.09)	17 (3.48)
79	BJP	296 (66.37)	SP	99 (22.2)	197 (44.17)	BSP	39 (8.74)	12 (2.69)
80	BJP	399 (65.3)	SP	130 (21.28)	269 (44.02)	INC	46 (7.53)	36 (5.89)
81	BJP	330 (66)	SP	105 (21)	225 (45)	INC	45 (9)	20 (4)
82	BJP	371 (58.89)	SP	194 (30.79)	177 (28.1)	INC	37 (5.87)	28 (4.44)
83	BJP	287 (53.54)	SP	214 (39.93)	73 (13.61)	INC	24 (4.48)	11 (2.05)
84	BJP	294 (63.09)	SP	117 (25.11)	177 (37.98)	INC	35 (7.51)	20 (4.29)
85	BJP	347 (73.05)	SP	86 (18.11)	261 (54.94)	INC	31 (6.53)	11 (2.32)
86	BJP	315 (70.47)	SP	90 (20.13)	225 (50.34)	INC	22 (4.92)	20 (4.47)
87	BJP	351 (72.52)	SP	102 (21.07)	249 (51.45)	INC	16 (3.31)	15 (3.1)
88	BJP	345 (69.56)	SP	107 (21.57)	238 (47.99)	INC	31 (6.25)	13 (2.62)
89	BJP	437 (66.01)	SP	141 (21.3)	296 (44.71)	INC	43 (6.5)	41 (6.19)
90	BJP	456 (67.16)	SP	154 (22.68)	302 (44.48)	INC	53 (7.81)	16 (2.36)
91	BJP	393 (77.21)	SP	59 (11.59)	334 (65.62)	INC	23 (4.52)	34 (6.68)
92	SP	470 (73.09)	BJP	130 (20.22)	340 (52.87)	INC	20 (3.11)	23 (3.58)
93	SP	474 (77.7)	BJP	82 (13.44)	392 (64.26)	BSP	18 (2.95)	36 (5.9)
94	SP	502 (65.28)	BJP	195 (25.36)	307 (39.92)	BSP	27 (3.51)	45 (5.85)
95	BJP	430 (57.03)	SP	168 (22.28)	262 (34.75)	BSP	109 (14.46)	47 (6.23)
96	BJP	421 (62.84)	SP	144 (21.49)	277 (41.35)	BSP	76 (11.34)	29 (4.33)
97	BJP	388 (67.6)	SP	147 (25.61)	241 (41.99)	INC	15 (2.61)	24 (4.18)
98	BJP	340 (73.91)	SP	87 (18.91)	253 (55)	BSP	16 (3.48)	17 (3.7)
99	BJP	396 (61.3)	SP	207 (32.04)	189 (29.26)	BSP	30 (4.64)	13 (2.01)
100	BJP	348 (66.67)	SP	128 (24.52)	220 (42.15)	BSP	23 (4.41)	23 (4.41)
101	BJP	500 (69.16)	SP	166 (22.96)	334 (46.2)	BSP	29 (4.01)	28 (3.87)
102	BJP	432 (70.13)	SP	148 (24.03)	284 (46.1)	INC	19 (3.08)	17 (2.76)
103	BJP	498 (62.8)	SP	245 (30.9)	253 (31.9)	BSP	28 (3.53)	22 (2.77)
104	BJP	373 (50.61)	SP	326 (44.23)	47 (6.38)	BSP	9 (1.22)	29 (3.93)

Contd....

DISCLAIMER

The Terms of Use and Disclaimer of Datanet India Private Limited (hereinafter referred to as "Datanet") for use of this analysis report of **Jhansi Nagar Assembly Constituency (Jhansi Nagar Vidhan Sabha)** :-

1. **Assembly Factbook™** is a Registered Trade Mark owned by Datanet.
2. All the maps are sketched and graphical representation only and have not been drawn to the scale and also not to represent the actual geographical area or boundary of the unit.
3. The data for the aforesaid analysis is based on authentic sources and has been culled from the various publications of Census, CSO and NSSO for district and block level data, various central and state government departments, Central & State Elections Commissions and the concerned Returning Officers' releases, Electoral Rolls, Election results and allied publications, internal assessment, surveys, estimates and analysis. Therefore, certain adjustment of data at micro level may have been done to arrive closer to the macro data.
4. Data have been provided on an "As Is" and "As AVAILABLE" basis
5. The colours shown in the maps or diagram and charts of a particular party, alliance or AC are indicative and do not represent them.
6. This publication which includes maps, sheets, graphs and data would be the property under copyright of Datanet only. The user may use these for its internal study, analysis and research purposes. It's public display, re-selling or any commercial uses by the user are not allowed.
7. Datanet has taken due care and caution in compilation and processing of data and allied information, but does not guarantee the accuracy, adequacy or completeness of any information/analysis and will be not responsible for any errors or omissions or for the results obtained from the use of such information/analysis.
8. All the contents for the publication have been culled from various authentic sources and Datanet reasonably believes such sources to be reliable, but does not make any representations, express or implied as to the accuracy or fitness of use of such information. The information or contents of the information/analysis do not constitute advice and should not be relied upon in making (or refraining from making) any decision. Any reliance placed upon the information provided by Datanet is the sole responsibility and strictly at the user's risk.
9. In no event will Datanet be liable for any damages (including, without limitation, damages for loss of business projects, or loss of profits) arising in contract, tort or otherwise from the use of or inability to use any of its contents, or from any action taken (or refrained from being taken) as a result of using the analysis or any of its contents. Datanet its directors, owners, editors, officials, employees, distributor and agents or any associate will not be liable for any errors in the information contained or any consequences arising from the use of the contents of the provided information/analysis.
10. If any provision of these terms and conditions is held invalid or illegal or unenforceable for any reason by any court of competent jurisdiction, such provision shall be severed and the remainder of provisions of the terms and conditions shall continue in full force and effect as if the Term of Use had been executed with the invalid, illegal or unenforceable provision eliminated.
11. If there are any discrepancies in the information provided, please bring it to attention of Datanet for suitable rectification measures.

Buy Online This Complete Book At
Datanet India eBooks Store

www.indiastatpublications.com

or go directly at

[http://www.indiastatpublications.com/
Assembly_factbook/Uttar Pradesh/Jhansi/ Jhansi_Nagar](http://www.indiastatpublications.com/Assembly_factbook/Uttar%20Pradesh/Jhansi/Jhansi_Nagar)

 **india**stat**elections**

ISBN : 978-93-5905-185-7



9 789359 051857