



Uttar Pradesh

Assembly Factbook™

Arya Nagar Assembly Constituency



Key Electoral Data of Arya Nagar
Assembly Constituency (Vidhan Sabha)

Uttar Pradesh

Assembly Factbook™

Arya Nagar Assembly Constituency



Arya Nagar Vidhan Sabha

Editor & Director

Dr. R.K. Thukral

Research Editor

Dr. Shafeeq Rahman

**Compiled, Researched and Published by
Datanet India Pvt. Ltd.**

D-100, 1st Floor,

Okhla Industrial Area, Phase-I,

New Delhi- 110020.

Ph.: 91-11- 43580781-84

Email : support@indiastatpublications.com

Website : www.indiastatelections.com

Online Book Store :

www.indiastatpublications.com

Report No. : AFB/UP-214-0125

ISBN : 978-93-5905-839-9

First Edition : January, 2018

Eighth Updated Edition : January, 2025

Price : Rs.11500/-

US\$ 310

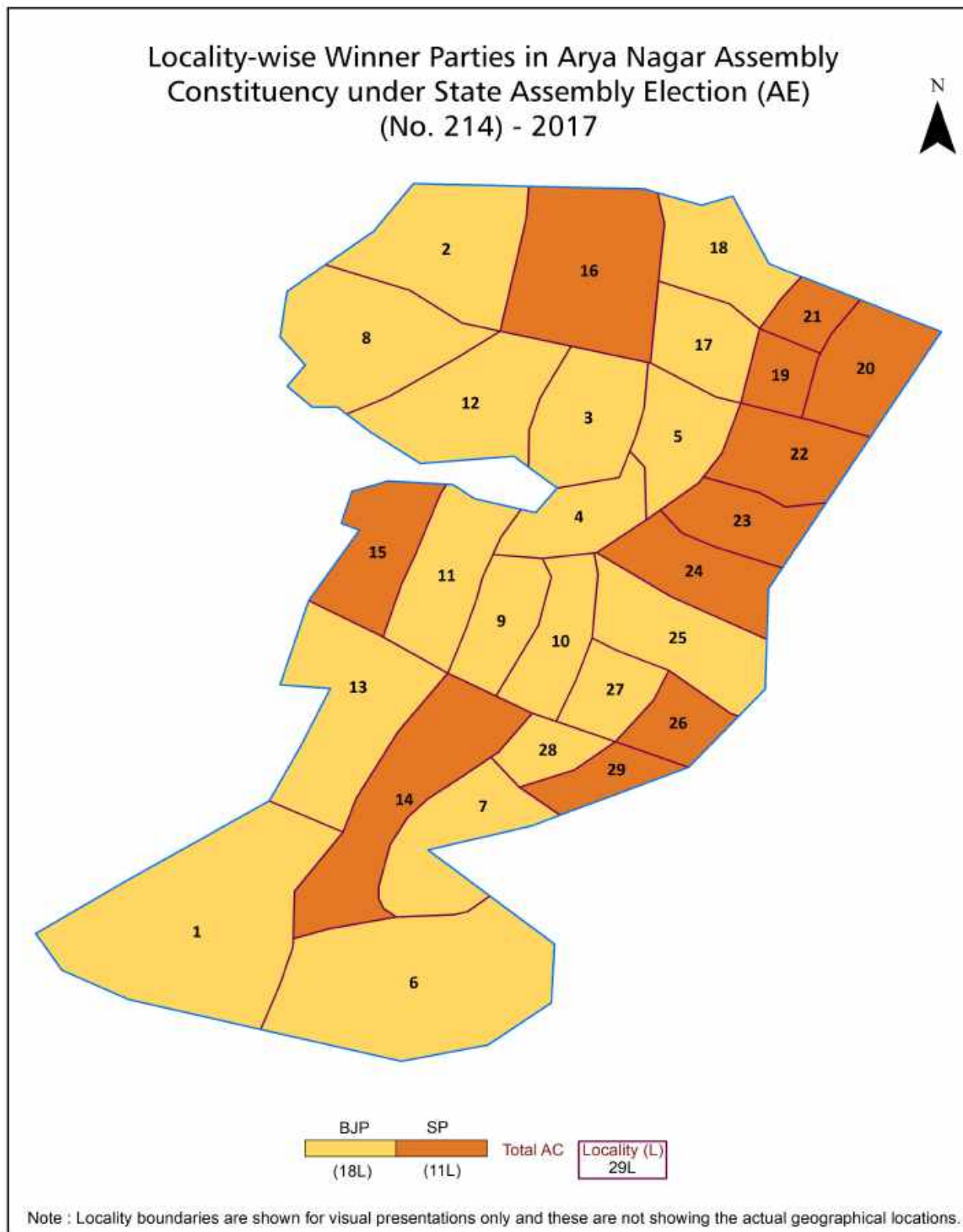
© Datanet India Pvt. Ltd.

All rights reserved. No part of this book may be reproduced, stored in a retrieval system or transmitted in any form or by any means, mechanical photocopying, photographing, scanning, recording or otherwise without the prior written permission of the publisher. Please refer to Disclaimer at page no. 212 for the use of this publication.

Printed in India

No.	Particulars	Page No.
	Introduction	
1	Assembly Constituency - (Vidhan Sabha) at a Glance Features of Assembly as per Delimitation Commission of India (2008)	1-2
	Location and Political Maps	
2	Location Map Boundaries of Assembly Constituency - (Vidhan Sabha) in District Boundaries of Assembly Constituency under Parliamentary Constituency - (Lok Sabha) Locality-wise Winner Parties-2024, 2022, 2019, 2017, 2014, 2012 and 2009	3-11
	Administrative Setup (2011)	
3	District Sub-district Towns Villages Inhabited Villages Uninhabited Villages Village Panchayat Intermediate Panchayat	12
	Demographics (2011)	
4	Population Households Rural/Urban Population Sex Ratio (Total & 0-6 Years) Religious Population Social Population Literacy Rate	13
	Electoral Features	
5	Important Dates of Last Elections Held Electors by Gender Service Electors Voters Voters Turnout Polling Stations & Average Number of Electors per Polling Station Electors by Age Group Present Elected Representatives	14-19
	Historical Summary Election Results	
6	Vote Share of Major Parties Winning Margin (Number & Percentage) Polarity of Parties Summary Result of Assembly Segment of Parliamentary Election 2024, 2019, 2014, 2009, 2004 and 1999 Summary Result of Assembly Elections 2022, 2017, 2012, 2007, 2002, 1996, 1993, 1991, 1989, 1985, 1980, 1977, 1974, 1969 and 1967	20-43
	Polling Station Level Election Results	
7	Name and Number of Polling Station 2024, 2022, 2019, 2017, 2014, 2012 and 2009 Polling Station-wise Electors, Voters & Voters Turnout 2024, 2022, 2019, 2017, 2014, 2012 and 2009 Polling Station wise Elections Results 2024, 2022, 2019, 2017, 2014, 2012 and 2009	44-204
8	Panchayat and Local Bodies Election Results Urban Local Bodies Result 2012	205
	Share of Assembly Constituency	
9	Share of Assembly Constituency - (Vidhan Sabha) in State, District and Parliamentary Constituency - (Lok Sabha)	206
10	Abbreviation & Sources	208-211
11	Disclaimer	212

Location & Political Map

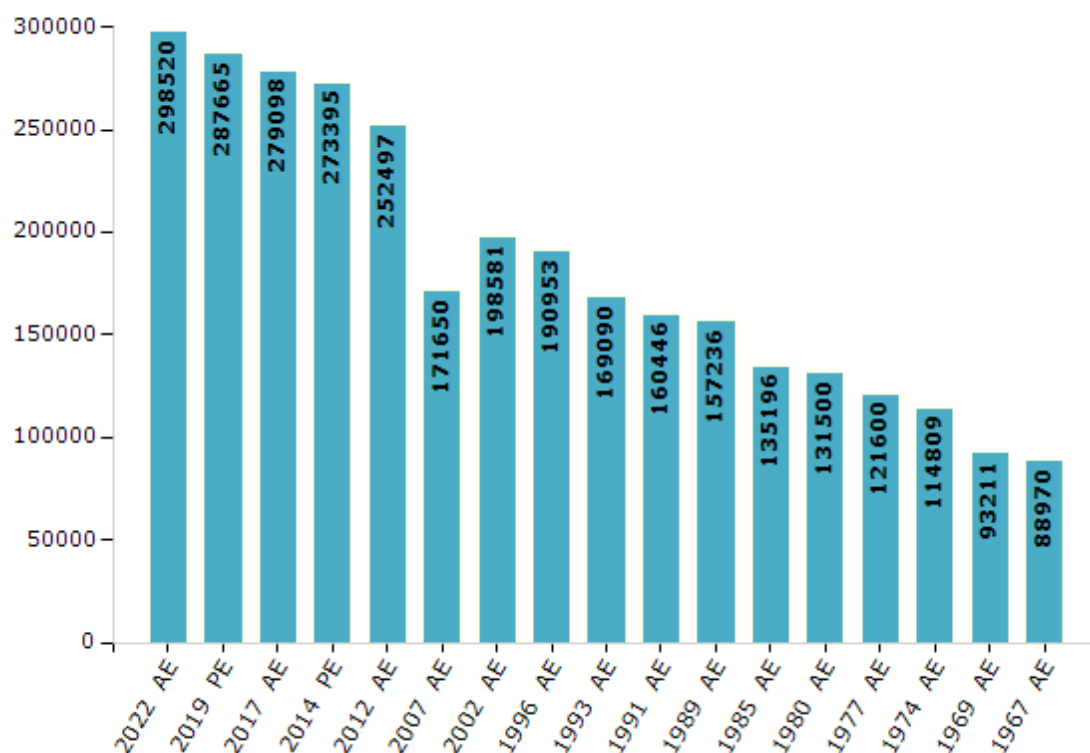


Electoral Features

Electors by Male & Female

Year	Male	Female	Others	Total	Year	Male	Female	Others	Total
2022 AE	162470	136004	46	298520	1991 AE	88161	72285	-	160446
2019 PE	157990	129637	38	287665	1989 AE	86585	70651	-	157236
2017 AE	154277	124783	38	279098	1985 AE	74036	61160	-	135196
2014 PE	151795	121564	36	273395	1980 AE	78913	52587	-	131500
2012 AE	140606	111885	6	252497	1977 AE	72836	48764	-	121600
2009 PE	-	-	-	-	1974 AE	65474	49335	-	114809
2007 AE	93691	77959	-	171650	1969 AE	51260	41951	-	93211
2004 PE	-	-	-	-	1967 AE	-	-	-	88970
2002 AE	109505	89076	-	198581	1962 AE	-	-	-	-
1999 PE	-	-	-	-	1957 AE	-	-	-	-
1996 AE	114574	76379	-	190953	1952 AE	-	-	-	-
1993 AE	93225	75865	-	169090					

Number of Electors



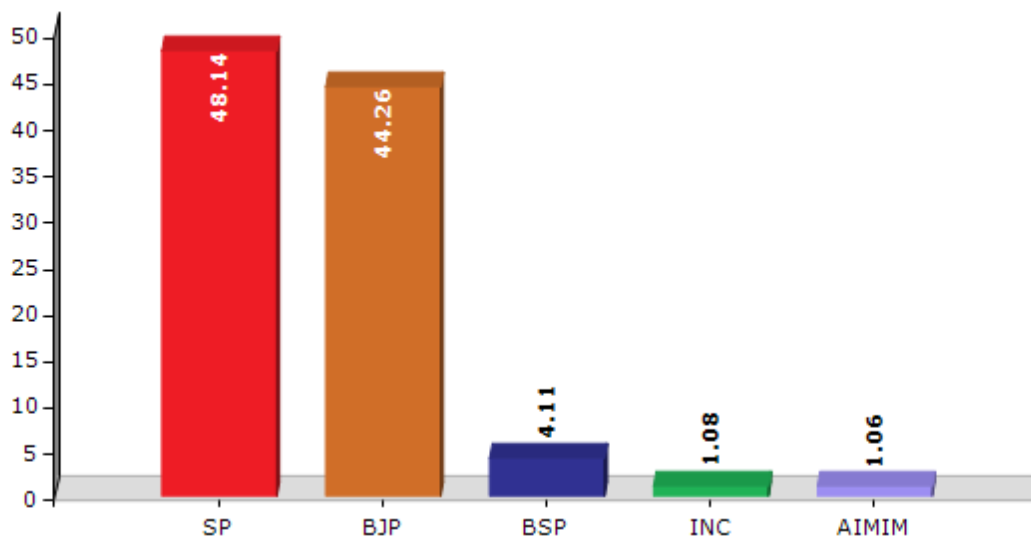
Note : AE : Assembly Election, PE : Assembly Segment of Parliamentary Election

Historical Summary Election Results

Summary Result of Assembly Election - 2017

Candidate Name	Party	Votes	Votes %
Amitabh Bajpai	SP	70993	48.14
Salil Vishnoi	BJP	65270	44.26
A Hasiv	BSP	6061	4.11
Pramod Kumar Jaiswal	INC	1596	1.08
Rabiullah	AIMIM	1557	1.06
Kishan Lal	BMUP	497	0.34
Triloki Nath	IND	293	0.2
Sunder Kashyap	IND	259	0.18
Chaman Kumar	IND	258	0.17
	NOTA	681	0.46

Votes Percentage of Top Parties - 2017



Polling Station Level Election Results

Number and Name of Polling Stations (PS) (2022)

Number of Polling Stations	Name of Polling Stations	Number of Polling Stations	Name of Polling Stations
1	Nagar Mahapalika Primary School Parmat Room No. 1	22	D.A.V Inter College Civil Lines Room No.3
2	Nagar Mahapalika Primary School Parmat Room No. 2	23	D.A.V Inter College Civil Lines Room No.4
3	Nagar Mahapalika Primary School Parmat Room No. 3	24	D.A.V Inter College Civil Lines Room No.5
4	Nagar Mahapalika Primary School Parmat Room No. 4	25	D.A.V Inter College Civil Lines Room No.6
5	Reginal Food Controlar Karyalay Parmat Room No. 1	26	Kailash Nath Balika Inter College Room No. 1
6	Reginal Food Controlar Karyalay Parmat Room No. 2	27	Kailash Nath Balika Inter College Room No. 2
7	Reginal Food Controlar Karyalay Parmat Room No. 3	28	Kailash Nath Balika Inter College Room No. 3
8	Reginal Food Controlar Karyalay Parmat Room No. 4	29	Kailash Nath Balika Inter College Room No. 4
9	Reginal Food Controlar Karyalay Parmat Room No. 5	30	Kailash Nath Balika Inter College Room No. 5
10	Hudson Memorial Juniour High School Civil Linces Room No. 1	31	Kailash Nath Balika Inter College Room No. 6
11	Hudson Memorial Juniour High School Civil Linces Room No. 2	32	Guru Narayan Khatri Inter College Civil Lines Room No. 1
12	Hudson Memorial Juniour High School Civil Linces Room No. 3	33	Gurunarayan Khatri Inter College Civil Lines Room No. 2
13	Hudson Memorial Juniour High School Civil Lines Room No. 4	34	Gurunarayan Khatri Inter College Civil Lines Room No. 3
14	Hudson Memorial Juniour High School Civil Linces Room No. 5	35	Guru Narayan Khatri Inter College Civil Lines Room No. 4
15	Hudson Memorial Juniour High School Civil Linces Room No. 6	36	Gurunarayan Khatri Inter College Civil Lines Room No. 5
16	Hudson Memorial Juniour High School Civil Linces Room No. 7	37	Sholtar Home Phoolbag Room No. 1
17	Hudson Memorial Juniour High School Civil Linces Room No. 8	38	Sholtar Home Phoolbag Room No. 2
18	Hudson Memorial Juniour High School Civil Linces Room No. 9	39	Dr. Siddheswar Sen Global Public School(S. N. Sen Inter College Ke Compound Ke Andar) The Mall Road Room No. 1
19	Hudson Memorial Juniour High School Civil Linces Room No. 10	40	Dr. Siddheswar Sen Global Public School(S. N. Sen Inter College Ke Compound Ke Andar) The Mall Road Room No. 2
20	D.A.V Inter College Civil Lines Room No.1	41	Dr. Siddheswar Sen Global Public School(S. N. Sen Inter College Ke Compound Ke Andar) The Mall Road Room No. 3
21	D.A.V Inter College Civil Lines Room No.2	42	Dr. Siddheswar Sen Global Public School(S. N. Sen Inter College Ke Compound Ke Andar) The Mall Road Room No. 4

Contd....

Polling Station Level Election Results

Polling Station-wise Votes Secured by Overall Top Five Parties in Arya Nagar Assembly in Assembly Election (AE) under Kanpur Parliamentary Constituency in Uttar Pradesh (2022)

Number of Polling Station	Winner - Amitabh Bajpai (SP)	Runner-up - Suresh Awasthi (BJP)	3rd - Pramod Kumar Jaiswal (INC)	4th - Toni Alis Dr. Aditya Jaiswal (BSP)	5th - Anuj Kumar Shukla (AAP)	NOTA	Other	Total Votes Secured
36	102	365	18	1	2	5	2	495
37	146	174	6	10	3	0	1	340
38	178	124	4	8	0	3	1	318
39	285	136	9	5	0	3	0	438
40	438	88	11	1	1	0	0	539
41	438	67	12	2	5	3	0	527
42	473	80	12	2	6	3	0	576
43	283	158	13	1	1	0	0	456
44	124	383	26	12	3	3	0	551
45	58	336	21	5	1	1	0	422
46	124	442	16	7	8	1	0	598
47	246	288	14	0	1	3	0	552
48	88	335	12	0	1	0	0	436
49	224	301	12	1	7	3	1	549
50	443	57	8	0	0	1	3	512
51	287	20	2	3	0	0	1	313
52	59	558	6	5	5	4	0	637
53	56	454	10	1	5	1	1	528
54	88	345	8	0	1	0	0	442
55	122	358	21	3	2	0	0	506
56	59	327	4	0	3	1	0	394
57	206	328	12	2	0	1	0	549
58	202	290	19	8	0	2	0	521
59	186	346	16	2	0	1	0	551
60	111	257	3	0	0	1	0	372
61	92	288	9	1	0	0	0	390
62	53	563	12	4	1	2	4	639
63	89	473	11	5	2	3	0	583
64	85	307	7	0	1	2	0	402
65	117	521	11	0	3	3	0	655
66	69	423	10	0	3	2	1	508
67	79	397	13	0	2	1	1	493
68	126	372	6	1	1	1	0	507
69	161	485	17	0	3	3	0	669
70	105	511	13	1	4	5	1	640

Contd....

Polling Station Level Election Results

Winner, Runner-up and 3rd Party Position & Winning Margin According to Polling Stations in Arya Nagar Assembly in Assembly Election (AE) under Kanpur Parliamentary Constituency in Uttar Pradesh (2022)

Polling Station Number	Winner Party	Winner Votes (%)	Runner-up Party	Runner-up Votes (%)	Winning Margin Votes (%)	Third Party	Third Party Votes (%)	Other Votes (%)
71	BJP	507 (84.08)	SP	77 (12.77)	430 (71.31)	INC	12 (1.99)	7 (1.16)
72	BJP	449 (85.2)	SP	67 (12.71)	382 (72.49)	INC	5 (0.95)	6 (1.14)
73	BJP	268 (56.54)	SP	195 (41.14)	73 (15.4)	INC	7 (1.48)	4 (0.84)
74	SP	318 (69.13)	BJP	127 (27.61)	191 (41.52)	BSP	8 (1.74)	7 (1.52)
75	BJP	271 (66.1)	SP	129 (31.46)	142 (34.64)	INC	7 (1.71)	3 (0.73)
76	BJP	158 (57.66)	SP	98 (35.77)	60 (21.89)	BSP	8 (2.92)	10 (3.65)
77	BJP	498 (81.91)	SP	95 (15.63)	403 (66.28)	INC	7 (1.15)	8 (1.32)
78	BJP	357 (82.07)	SP	69 (15.86)	288 (66.21)	INC	3 (0.69)	6 (1.38)
79	BJP	243 (82.94)	SP	40 (13.65)	203 (69.29)	INC	6 (2.05)	4 (1.37)
80	BJP	419 (85.16)	SP	59 (11.99)	360 (73.17)	INC	12 (2.44)	2 (0.41)
81	BJP	310 (81.36)	SP	63 (16.54)	247 (64.82)	INC	7 (1.84)	1 (0.26)
82	BJP	298 (88.17)	SP	35 (10.36)	263 (77.81)	INC	3 (0.89)	2 (0.59)
83	BJP	298 (50.59)	SP	274 (46.52)	24 (4.07)	INC	7 (1.19)	10 (1.7)
84	BJP	272 (67.66)	SP	108 (26.87)	164 (40.79)	BSP	10 (2.49)	12 (2.99)
85	BJP	339 (69.33)	SP	119 (24.34)	220 (44.99)	INC	17 (3.48)	14 (2.86)
86	BJP	188 (60.06)	SP	110 (35.14)	78 (24.92)	INC	11 (3.51)	4 (1.28)
87	SP	242 (58.17)	BJP	162 (38.94)	80 (19.23)	BSP	4 (0.96)	8 (1.92)
88	BJP	234 (65.36)	SP	109 (30.45)	125 (34.91)	INC	9 (2.51)	6 (1.68)
89	BJP	471 (83.51)	SP	80 (14.18)	391 (69.33)	INC	6 (1.06)	7 (1.24)
90	BJP	384 (69.06)	SP	161 (28.96)	223 (40.1)	INC	9 (1.62)	2 (0.36)
91	BJP	244 (60.1)	SP	144 (35.47)	100 (24.63)	INC	11 (2.71)	7 (1.72)
92	BJP	485 (81.65)	SP	89 (14.98)	396 (66.67)	INC	13 (2.19)	7 (1.18)
93	BJP	456 (78.22)	SP	106 (18.18)	350 (60.04)	INC	12 (2.06)	9 (1.54)
94	BJP	422 (86.3)	SP	49 (10.02)	373 (76.28)	INC	6 (1.23)	12 (2.45)
95	BJP	421 (73.09)	SP	123 (21.35)	298 (51.74)	INC	22 (3.82)	10 (1.74)
96	SP	277 (46.71)	BJP	273 (46.04)	4 (0.67)	INC	23 (3.88)	20 (3.37)
97	BJP	409 (81.64)	SP	74 (14.77)	335 (66.87)	INC	10 (2)	8 (1.6)
98	BJP	478 (87.71)	SP	42 (7.71)	436 (80)	INC	17 (3.12)	8 (1.47)
99	BJP	421 (84.37)	SP	54 (10.82)	367 (73.55)	INC	16 (3.21)	8 (1.6)
100	BJP	431 (79.81)	SP	92 (17.04)	339 (62.77)	INC	9 (1.67)	8 (1.48)
101	BJP	357 (74.22)	SP	89 (18.5)	268 (55.72)	INC	24 (4.99)	11 (2.29)
102	BJP	330 (81.68)	SP	56 (13.86)	274 (67.82)	INC	5 (1.24)	13 (3.22)
103	BJP	407 (84.79)	SP	60 (12.5)	347 (72.29)	INC	4 (0.83)	9 (1.88)
104	BJP	350 (84.13)	SP	51 (12.26)	299 (71.87)	INC	9 (2.16)	6 (1.44)
105	BJP	363 (70.08)	SP	118 (22.78)	245 (47.3)	INC	30 (5.79)	7 (1.35)

Contd....

DISCLAIMER

The Terms of Use and Disclaimer of Datanet India Private Limited (hereinafter referred to as "Datanet") for use of this analysis report of **Arya Nagar Assembly Constituency (Arya Nagar Vidhan Sabha)** :-

1. **Assembly Factbook™** is a Registered Trade Mark owned by Datanet.
2. All the maps are sketched and graphical representation only and have not been drawn to the scale and also not to represent the actual geographical area or boundary of the unit.
3. The data for the aforesaid analysis is based on authentic sources and has been culled from the various publications of Census, CSO and NSSO for district and block level data, various central and state government departments, Central & State Elections Commissions and the concerned Returning Officers' releases, Electoral Rolls, Election results and allied publications, internal assessment, surveys, estimates and analysis. Therefore, certain adjustment of data at micro level may have been done to arrive closer to the macro data.
4. Data have been provided on an "As Is" and "As AVAILABLE" basis
5. The colours shown in the maps or diagram and charts of a particular party, alliance or AC are indicative and do not represent them.
6. This publication which includes maps, sheets, graphs and data would be the property under copyright of Datanet only. The user may use these for its internal study, analysis and research purposes. It's public display, re-selling or any commercial uses by the user are not allowed.
7. Datanet has taken due care and caution in compilation and processing of data and allied information, but does not guarantee the accuracy, adequacy or completeness of any information/analysis and will be not responsible for any errors or omissions or for the results obtained from the use of such information/analysis.
8. All the contents for the publication have been culled from various authentic sources and Datanet reasonably believes such sources to be reliable, but does not make any representations, express or implied as to the accuracy or fitness of use of such information. The information or contents of the information/analysis do not constitute advice and should not be relied upon in making (or refraining from making) any decision. Any reliance placed upon the information provided by Datanet is the sole responsibility and strictly at the user's risk.
9. In no event will Datanet be liable for any damages (including, without limitation, damages for loss of business projects, or loss of profits) arising in contract, tort or otherwise from the use of or inability to use any of its contents, or from any action taken (or refrained from being taken) as a result of using the analysis or any of its contents. Datanet its directors, owners, editors, officials, employees, distributor and agents or any associate will not be liable for any errors in the information contained or any consequences arising from the use of the contents of the provided information/analysis.
10. If any provision of these terms and conditions is held invalid or illegal or unenforceable for any reason by any court of competent jurisdiction, such provision shall be severed and the remainder of provisions of the terms and conditions shall continue in full force and effect as if the Term of Use had been executed with the invalid, illegal or unenforceable provision eliminated.
11. If there are any discrepancies in the information provided, please bring it to attention of Datanet for suitable rectification measures.

Buy Online This Complete Book At
Datanet India eBooks Store

www.indiastatpublications.com

or go directly at

[http://www.indiastatpublications.com/
Assembly_factbook/Uttar Pradesh/Kanpur/ Arya_Nagar](http://www.indiastatpublications.com/Assembly_factbook/Uttar%20Pradesh/Kanpur/Arya_Nagar)

 **indiastat**elections

ISBN : 978-93-5905-839-9



9 789359 058399