



Uttar Pradesh

Assembly Factbook™

Kidwai Nagar Assembly Constituency



Key Electoral Data of Kidwai Nagar
Assembly Constituency (Vidhan Sabha)

Uttar Pradesh
Assembly FactbookTM
Kidwai Nagar Assembly Constituency



Kidwai Nagar Vidhan Sabha

Editor & Director

Dr. R.K. Thukral

Research Editor

Dr. Shafeeq Rahman

**Compiled, Researched and Published by
Datanet India Pvt. Ltd.**

D-100, 1st Floor,

Okhla Industrial Area, Phase-I,

New Delhi- 110020.

Ph.: 91-11- 43580781-84

Email : support@indiastatpublications.com

Website : www.indiastatelections.com

Online Book Store :

www.indiastatpublications.com

Report No. : AFB/UP-215-0125

ISBN : 978-93-5822-997-4

First Edition : January, 2018

Eighth Updated Edition : January, 2025

Price : Rs.11500/-

US\$ 310

© Datanet India Pvt. Ltd.

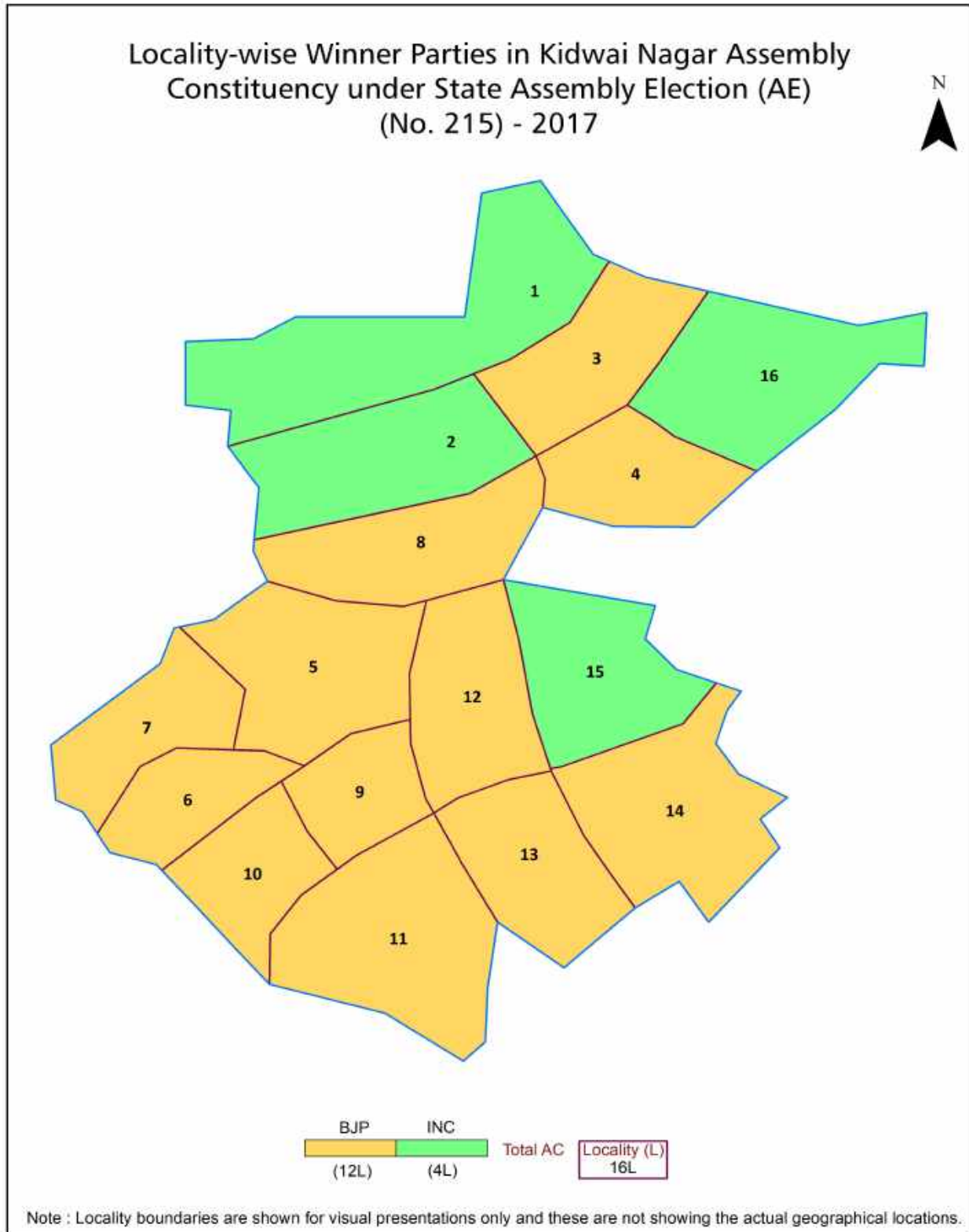
All rights reserved. No part of this book may be reproduced, stored in a retrieval system or transmitted in any form or by any means, mechanical photocopying, photographing, scanning, recording or otherwise without the prior written permission of the publisher. Please refer to Disclaimer at page no. 236 for the use of this publication.

Printed in India

Contents

| No. | Particulars | Page No. |
|-----|--|----------|
| | Introduction | |
| 1 | Assembly Constituency - (Vidhan Sabha) at a Glance Features of Assembly as per Delimitation Commission of India (2008) | 1-2 |
| | Location and Political Maps | |
| 2 | Location Map Boundaries of Assembly Constituency - (Vidhan Sabha) in District Boundaries of Assembly Constituency under Parliamentary Constituency - (Lok Sabha) Locality-wise Winner Parties-2024, 2022, 2019, 2017, 2014, 2012 and 2009 | 3-11 |
| | Administrative Setup (2011) | |
| 3 | District Sub-district Towns Villages Inhabited Villages Uninhabited Villages Village Panchayat Intermediate Panchayat | 12 |
| | Demographics (2011) | |
| 4 | Population Households Rural/Urban Population Sex Ratio (Total & 0-6 Years) Religious Population Social Population Literacy Rate | 13 |
| | Electoral Features | |
| 5 | Important Dates of Last Elections Held Electors by Gender Service Electors Voters Voters Turnout Polling Stations & Average Number of Electors per Polling Station Electors by Age Group Present Elected Representatives | 14-19 |
| | Historical Summary Election Results | |
| 6 | Vote Share of Major Parties Winning Margin (Number & Percentage) Polarity of Parties Summary Result of Assembly Segment of Parliamentary Election 2024, 2019, 2014 and 2009 Summary Result of Assembly Elections 2022, 2017 and 2012 | 20-28 |
| | Polling Station Level Election Results | |
| 7 | Name and Number of Polling Station 2024, 2022, 2019, 2017, 2014, 2012 and 2009 Polling Station-wise Electors, Voters & Voters Turnout 2024, 2022, 2019, 2017, 2014, 2012 and 2009 Polling Station wise Elections Results 2024, 2022, 2019, 2017, 2014, 2012 and 2009 | 29-227 |
| 8 | Panchayat and Local Bodies Election Results Urban Local Bodies Result 2012 | 228-229 |
| | Share of Assembly Constituency | |
| 9 | Share of Assembly Constituency - (Vidhan Sabha) in State, District and Parliamentary Constituency - (Lok Sabha) | 230 |
| 10 | Abbreviation & Sources | 232-235 |
| 11 | Disclaimer | 236 |

Location & Political Map

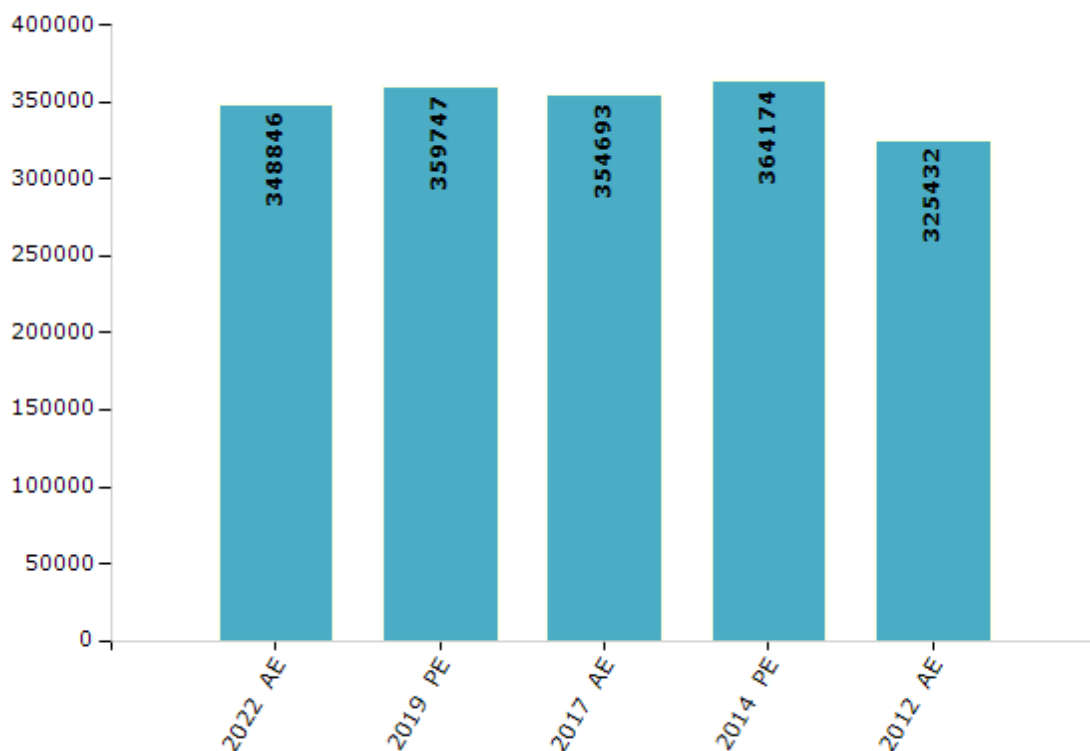


Electoral Features

Electors by Male & Female

| Year | Male | Female | Others | Total | Year | Male | Female | Others | Total |
|---------|--------|--------|--------|--------|---------|------|--------|--------|-------|
| 2022 AE | 186899 | 161910 | 37 | 348846 | 1991 AE | - | - | - | - |
| 2019 PE | 194269 | 165444 | 34 | 359747 | 1989 AE | - | - | - | - |
| 2017 AE | 192387 | 162264 | 42 | 354693 | 1985 AE | - | - | - | - |
| 2014 PE | 197288 | 166862 | 24 | 364174 | 1980 AE | - | - | - | - |
| 2012 AE | 178322 | 147110 | 0 | 325432 | 1977 AE | - | - | - | - |
| 2009 PE | - | - | - | - | 1974 AE | - | - | - | - |
| 2007 AE | - | - | - | - | 1969 AE | - | - | - | - |
| 2004 PE | - | - | - | - | 1967 AE | - | - | - | - |
| 2002 AE | - | - | - | - | 1962 AE | - | - | - | - |
| 1999 PE | - | - | - | - | 1957 AE | - | - | - | - |
| 1996 AE | - | - | - | - | 1952 AE | - | - | - | - |
| 1993 AE | - | - | - | - | | | | | |

Number of Electors



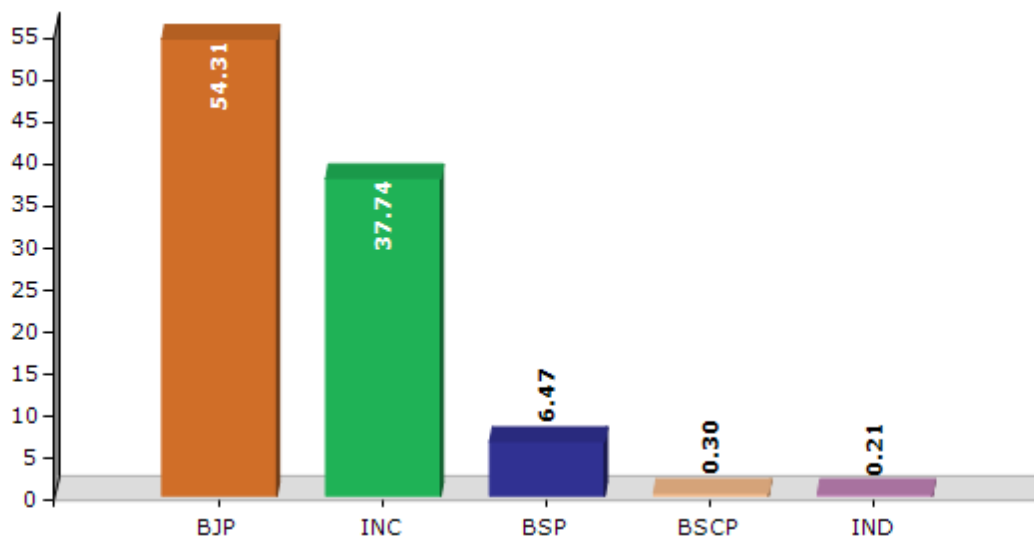
Note : AE : Assembly Election, PE : Assembly Segment of Parliamentary Election

Historical Summary Election Results

Summary Result of Assembly Election - 2017

| Candidate Name | Party | Votes | Votes % |
|--------------------|-------|--------|---------|
| Mahesh Chandra | BJP | 111407 | 54.31 |
| Ajay Kapoor | INC | 77424 | 37.74 |
| Sandeep Kumar | BSP | 13273 | 6.47 |
| Ram Karan | BSCP | 610 | 0.3 |
| Sushil Kumar Verma | IND | 424 | 0.21 |
| Vinod Kumar | BMUP | 326 | 0.16 |
| Pratima Chak | DESP | 243 | 0.12 |
| Sitaram Shukla | IND | 171 | 0.08 |
| Surjeet Singh | VPI | 139 | 0.07 |
| | NOTA | 1117 | 0.54 |

Votes Percentage of Top Parties - 2017



Polling Station Level Election Results

Number and Name of Polling Stations (PS) (2022)

| Number of Polling Stations | Name of Polling Stations | Number of Polling Stations | Name of Polling Stations |
|----------------------------|--|----------------------------|---|
| 1 | B P Gupta Girls Inter College, Govind Nagar Room No.1 | 22 | N.M.P. Gandhi Smarak Inter College Room No 1 Chak 125 Govind Nagar |
| 2 | B P Gupta Girls Inter College, Govind Nagar Room No.2 | 23 | N.M.P. Gandhi Smarak Inter Collegeroom No 2 125 Govind Nagar |
| 3 | B P Gupta Girls Inter College, Govind Nagar Room No.3 | 24 | N.M.P. Gandhi Smarak Inter College Room N0 3 125 Govind Nagar |
| 4 | Saraswati Vidya Mandir Inter College Govind Nagar Room No. 1 | 25 | N.M.P. Gandhi Smarak Inter College Room No 4 125 Govind Nagar |
| 5 | Saraswati Vidya Mandir Inter College Govind Nagar Room No. 2 | 26 | N.M.P. Gandhi Smarak Inter College Room No 5 125 Govind Nagar |
| 6 | Saraswati Vidya Mandir Inter College Govind Nagar Room No. 3 | 27 | N.M.P. Gandhi Smarak Inter College Room No 6 125 Govind Nagar |
| 7 | Saraswati Vidya Mandir Inter College Govind Nagar Room No. 4 | 28 | N.M.P. Gandhi Smarak Inter College Room No 7 125 Govind Nagar |
| 8 | Saraswati Vidya Mandir Inter College Govind Nagar Room No. 5 | 29 | Stepping Stone Inter College Govind Nagar, Room No. 1 |
| 9 | Saraswati Vidya Mandir Inter College Govind Nagar Room No. 6 | 30 | Stepping Stone Inter College Govind Nagar, Room No. 2 |
| 10 | Saraswati Vidya Mandir Inter College Govind Nagar Room No. 7 | 31 | Purva Madhyamik Vidhyalaya Parampurwa Composite Kidwai Nagar Room No. 1 |
| 11 | D.B.S. College Room No 1 Chak 124 B Govind Nagar | 32 | Purva Madhyamik Vidhyalaya Parampurwa Composite Kidwai Nagar Room No. 2 |
| 12 | D.B.S. College Room No 2 Chak 124B Govind Nagar | 33 | Purva Madhyamik Vidhyalaya Parampurwa Composite Kidwai Nagar Room No. 3 |
| 13 | D.B.S. College Room No 3 Chak 124 B Govind Nagar | 34 | Sweet Home Higher Secondary School Govind Nagar Room No. 1 |
| 14 | D.B.S. College Room No 4 Chak 124 B Govind Nagar | 35 | Sweet Home Higher Secondary School Govind Nagar Room No. 2 |
| 15 | D.B.S. College Room N0 5 Chak 124 B Govind Nagar | 36 | Vimal Memorial Public School Juhi Lal Colony Room No 1 |
| 16 | D.B.S. College Room No 6 Chak 124 B Govind Nagar | 37 | Vimal Memorial Public School Juhi Lal Colony Room No 2 |
| 17 | D.B.S. College Room No 7 Chak 124 B Govind Nagar | 38 | Vimal Memorial Public School Juhi Lal Colony Room No 3 |
| 18 | Arya Kanya Inter College Room No 1 Chak 124 C Govind Nagar | 39 | Pr. Vidhyalaya Kanya Juhi Kala Juhi Depo Ke Pass Kidwai Nagar Room No. 1 |
| 19 | Arya Kanya Inter College Room No 2 Chak 124 C Govind Nagar | 40 | Pr. Vidhyalaya Kanya Juhi Kala Juhi Depo Ke Pass Kidwai Nagar Room No. 2 |
| 20 | Arya Kanya Inter College Room No 3 Chak 124 C Govind Nagar | 41 | Pandit Surya Narayan Uchchtar Madhyamik Vidhyalaya Juhi Bara Devi Room No.1 .127 Juhi Labour Colony |
| 21 | Arya Kanya Inter College Room No 4 Chak 124 C Govind Nagar | 42 | Pandit Surya Narayan Uchchtar Madhyamik Vidhyalaya Juhi Bara Devi Room No.2 .127 Juhi Labour Colony |

Contd....

Polling Station Level Election Results

Polling Station-wise Votes Secured by Overall Top Five Parties in Kidwai Nagar Assembly in Assembly Election (AE) under Kanpur Parliamentary Constituency in Uttar Pradesh (2022)

| Number of Polling Station | Winner - Mahesh Trivedi (BJP) | Runner-up - Ajay Kapoor (INC) | 3rd - Abhimanyu Gupta (SP) | 4th - Mohan Mishra (BSP) | 5th - Vivek Dwivedi (AAP) | NOTA | Other | Total Votes Secured |
|---------------------------|-------------------------------|-------------------------------|----------------------------|--------------------------|---------------------------|------|-------|---------------------|
| 36 | 263 | 505 | 16 | 1 | 2 | 1 | 0 | 788 |
| 37 | 185 | 545 | 22 | 15 | 1 | 2 | 1 | 771 |
| 38 | 322 | 361 | 18 | 9 | 2 | 0 | 4 | 716 |
| 39 | 366 | 268 | 15 | 3 | 3 | 2 | 2 | 659 |
| 40 | 210 | 272 | 39 | 7 | 1 | 3 | 1 | 533 |
| 41 | 359 | 245 | 13 | 7 | 1 | 3 | 6 | 634 |
| 42 | 348 | 330 | 20 | 0 | 3 | 0 | 0 | 701 |
| 43 | 206 | 431 | 20 | 0 | 1 | 0 | 0 | 658 |
| 44 | 398 | 339 | 12 | 10 | 0 | 3 | 1 | 763 |
| 45 | 262 | 341 | 19 | 4 | 1 | 4 | 5 | 636 |
| 46 | 293 | 249 | 13 | 2 | 0 | 0 | 0 | 557 |
| 47 | 312 | 214 | 10 | 3 | 1 | 0 | 0 | 540 |
| 48 | NV | NV | NV | NV | NV | NV | NV | NV |
| 49 | 171 | 295 | 16 | 2 | 0 | 2 | 3 | 489 |
| 50 | 354 | 296 | 16 | 8 | 4 | 0 | 2 | 680 |
| 51 | 175 | 326 | 23 | 8 | 1 | 2 | 1 | 536 |
| 52 | 175 | 277 | 22 | 5 | 1 | 1 | 5 | 486 |
| 53 | 186 | 316 | 17 | 18 | 1 | 2 | 1 | 541 |
| 54 | 303 | 201 | 14 | 8 | 2 | 0 | 0 | 528 |
| 55 | 168 | 175 | 17 | 6 | 1 | 5 | 1 | 373 |
| 56 | 231 | 189 | 25 | 3 | 1 | 2 | 2 | 453 |
| 57 | NV | NV | NV | NV | NV | NV | NV | NV |
| 58 | 299 | 127 | 18 | 6 | 1 | 4 | 1 | 456 |
| 59 | 387 | 204 | 21 | 2 | 9 | 1 | 0 | 624 |
| 60 | 460 | 235 | 21 | 12 | 1 | 3 | 3 | 735 |
| 61 | 546 | 188 | 22 | 2 | 9 | 5 | 0 | 772 |
| 62 | 426 | 158 | 19 | 2 | 3 | 5 | 3 | 616 |
| 63 | 407 | 119 | 10 | 0 | 5 | 1 | 0 | 542 |
| 64 | 539 | 144 | 18 | 5 | 12 | 1 | 0 | 719 |
| 65 | 387 | 135 | 23 | 2 | 1 | 6 | 1 | 555 |
| 66 | 420 | 156 | 27 | 5 | 4 | 4 | 0 | 616 |
| 67 | 565 | 181 | 23 | 3 | 5 | 2 | 4 | 783 |
| 68 | 396 | 249 | 14 | 1 | 5 | 4 | 3 | 672 |
| 69 | 299 | 228 | 15 | 11 | 9 | 9 | 7 | 578 |
| 70 | 336 | 148 | 57 | 12 | 2 | 3 | 2 | 560 |

Contd....

Polling Station Level Election Results

Winner, Runner-up and 3rd Party Position & Winning Margin According to Polling Stations in Kidwai Nagar Assembly in Assembly Election (AE) under Kanpur Parliamentary Constituency in Uttar Pradesh (2022)

| Polling Station Number | Winner Party | Winner Votes (%) | Runner-up Party | Runner-up Votes (%) | Winning Margin Votes (%) | Third Party | Third Party Votes (%) | Other Votes (%) |
|------------------------|--------------|------------------|-----------------|---------------------|--------------------------|-------------|-----------------------|-----------------|
| 71 | BJP | 311 (66.74) | INC | 125 (26.82) | 186 (39.92) | SP | 16 (3.43) | 14 (3) |
| 72 | BJP | 410 (72.31) | INC | 115 (20.28) | 295 (52.03) | SP | 22 (3.88) | 20 (3.53) |
| 73 | BJP | 239 (61.92) | INC | 109 (28.24) | 130 (33.68) | SP | 19 (4.92) | 19 (4.92) |
| 74 | BJP | 333 (68.8) | INC | 122 (25.21) | 211 (43.59) | BSP | 15 (3.1) | 14 (2.89) |
| 75 | BJP | 274 (54.26) | INC | 164 (32.48) | 110 (21.78) | BSP | 36 (7.13) | 31 (6.14) |
| 76 | BJP | 357 (63.52) | INC | 142 (25.27) | 215 (38.25) | BSP | 30 (5.34) | 33 (5.87) |
| 77 | BJP | 269 (49.27) | INC | 209 (38.28) | 60 (10.99) | BSP | 32 (5.86) | 36 (6.59) |
| 78 | BJP | 377 (57.21) | INC | 258 (39.15) | 119 (18.06) | SP | 12 (1.82) | 12 (1.82) |
| 79 | BJP | 189 (47.01) | INC | 182 (45.27) | 7 (1.74) | BSP | 21 (5.22) | 10 (2.49) |
| 80 | INC | 355 (62.39) | BJP | 168 (29.53) | 187 (32.86) | SP | 31 (5.45) | 15 (2.64) |
| 81 | INC | 315 (53.94) | BJP | 235 (40.24) | 80 (13.7) | BSP | 20 (3.42) | 14 (2.4) |
| 82 | INC | 291 (65.99) | BJP | 130 (29.48) | 161 (36.51) | SP | 10 (2.27) | 10 (2.27) |
| 83 | BJP | 249 (49.5) | INC | 229 (45.53) | 20 (3.97) | SP | 14 (2.78) | 11 (2.19) |
| 84 | INC | 575 (82.26) | BJP | 88 (12.59) | 487 (69.67) | SP | 28 (4.01) | 8 (1.14) |
| 85 | BJP | 301 (60.69) | INC | 168 (33.87) | 133 (26.82) | SP | 17 (3.43) | 10 (2.02) |
| 86 | BJP | 255 (51) | INC | 215 (43) | 40 (8) | SP | 21 (4.2) | 9 (1.8) |
| 87 | BJP | 364 (73.24) | INC | 108 (21.73) | 256 (51.51) | SP | 13 (2.62) | 12 (2.41) |
| 88 | BJP | 274 (61.43) | INC | 149 (33.41) | 125 (28.02) | SP | 11 (2.47) | 12 (2.69) |
| 89 | BJP | 410 (71.3) | INC | 149 (25.91) | 261 (45.39) | BSP | 6 (1.04) | 10 (1.74) |
| 90 | BJP | 410 (66.56) | INC | 171 (27.76) | 239 (38.8) | SP | 25 (4.06) | 10 (1.62) |
| 91 | BJP | 358 (59.37) | INC | 210 (34.83) | 148 (24.54) | SP | 8 (1.33) | 27 (4.48) |
| 92 | BJP | 438 (69.63) | INC | 160 (25.44) | 278 (44.19) | SP | 14 (2.23) | 17 (2.7) |
| 93 | BJP | 375 (48.7) | INC | 304 (39.48) | 71 (9.22) | BSP | 33 (4.29) | 58 (7.53) |
| 94 | BJP | 401 (68.78) | INC | 135 (23.16) | 266 (45.62) | SP | 28 (4.8) | 19 (3.26) |
| 95 | INC | 235 (46.91) | BJP | 193 (38.52) | 42 (8.39) | BSP | 32 (6.39) | 41 (8.18) |
| 96 | INC | 275 (51.21) | BJP | 203 (37.8) | 72 (13.41) | SP | 24 (4.47) | 35 (6.52) |
| 97 | BJP | 303 (55.19) | INC | 206 (37.52) | 97 (17.67) | BSP | 22 (4.01) | 18 (3.28) |
| 98 | BJP | 317 (45.88) | INC | 286 (41.39) | 31 (4.49) | BSP | 39 (5.64) | 49 (7.09) |
| 99 | BJP | 226 (58.4) | INC | 124 (32.04) | 102 (26.36) | BSP | 21 (5.43) | 16 (4.13) |
| 100 | BJP | 245 (57.11) | INC | 138 (32.17) | 107 (24.94) | BSP | 28 (6.53) | 18 (4.2) |
| 101 | BJP | 484 (59.17) | INC | 283 (34.6) | 201 (24.57) | SP | 28 (3.42) | 23 (2.81) |
| 102 | BJP | 269 (48.73) | INC | 217 (39.31) | 52 (9.42) | SP | 25 (4.53) | 41 (7.43) |
| 103 | INC | 225 (42.06) | BJP | 210 (39.25) | 15 (2.81) | BSP | 40 (7.48) | 60 (11.21) |
| 104 | INC | 277 (51.11) | BJP | 191 (35.24) | 86 (15.87) | BSP | 40 (7.38) | 34 (6.27) |
| 105 | BJP | 356 (47.47) | INC | 347 (46.27) | 9 (1.2) | SP | 26 (3.47) | 21 (2.8) |

Contd....

DISCLAIMER

The Terms of Use and Disclaimer of Datanet India Private Limited (hereinafter referred to as "Datanet") for use of this analysis report of **Kidwai Nagar Assembly Constituency (Kidwai Nagar Vidhan Sabha)** :-

1. **Assembly Factbook™** is a Registered Trade Mark owned by Datanet.
2. All the maps are sketched and graphical representation only and have not been drawn to the scale and also not to represent the actual geographical area or boundary of the unit.
3. The data for the aforesaid analysis is based on authentic sources and has been culled from the various publications of Census, CSO and NSSO for district and block level data, various central and state government departments, Central & State Elections Commissions and the concerned Returning Officers' releases, Electoral Rolls, Election results and allied publications, internal assessment, surveys, estimates and analysis. Therefore, certain adjustment of data at micro level may have been done to arrive closer to the macro data.
4. Data have been provided on an "As Is" and "As AVAILABLE" basis
5. The colours shown in the maps or diagram and charts of a particular party, alliance or AC are indicative and do not represent them.
6. This publication which includes maps, sheets, graphs and data would be the property under copyright of Datanet only. The user may use these for its internal study, analysis and research purposes. It's public display, re-selling or any commercial uses by the user are not allowed.
7. Datanet has taken due care and caution in compilation and processing of data and allied information, but does not guarantee the accuracy, adequacy or completeness of any information/analysis and will be not responsible for any errors or omissions or for the results obtained from the use of such information/analysis.
8. All the contents for the publication have been culled from various authentic sources and Datanet reasonably believes such sources to be reliable, but does not make any representations, express or implied as to the accuracy or fitness of use of such information. The information or contents of the information/analysis do not constitute advice and should not be relied upon in making (or refraining from making) any decision. Any reliance placed upon the information provided by Datanet is the sole responsibility and strictly at the user's risk.
9. In no event will Datanet be liable for any damages (including, without limitation, damages for loss of business projects, or loss of profits) arising in contract, tort or otherwise from the use of or inability to use any of its contents, or from any action taken (or refrained from being taken) as a result of using the analysis or any of its contents. Datanet its directors, owners, editors, officials, employees, distributor and agents or any associate will not be liable for any errors in the information contained or any consequences arising from the use of the contents of the provided information/analysis.
10. If any provision of these terms and conditions is held invalid or illegal or unenforceable for any reason by any court of competent jurisdiction, such provision shall be severed and the remainder of provisions of the terms and conditions shall continue in full force and effect as if the Term of Use had been executed with the invalid, illegal or unenforceable provision eliminated.
11. If there are any discrepancies in the information provided, please bring it to attention of Datanet for suitable rectification measures.

**Buy Online This Complete Book At
Datanet India eBooks Store**

www.indiastatpublications.com

or go directly at

[http://www.indiastatpublications.com/
Assembly_factbook/Uttar Pradesh/Kanpur/ Kidwai_Nagar](http://www.indiastatpublications.com/Assembly_factbook/Uttar%20Pradesh/Kanpur/Kidwai_Nagar)



i **india**stat**elections**

ISBN : 978-93-5822-997-4



9 789358 229974