



Uttar Pradesh

# Assembly Factbook™

Lucknow Central Assembly Constituency

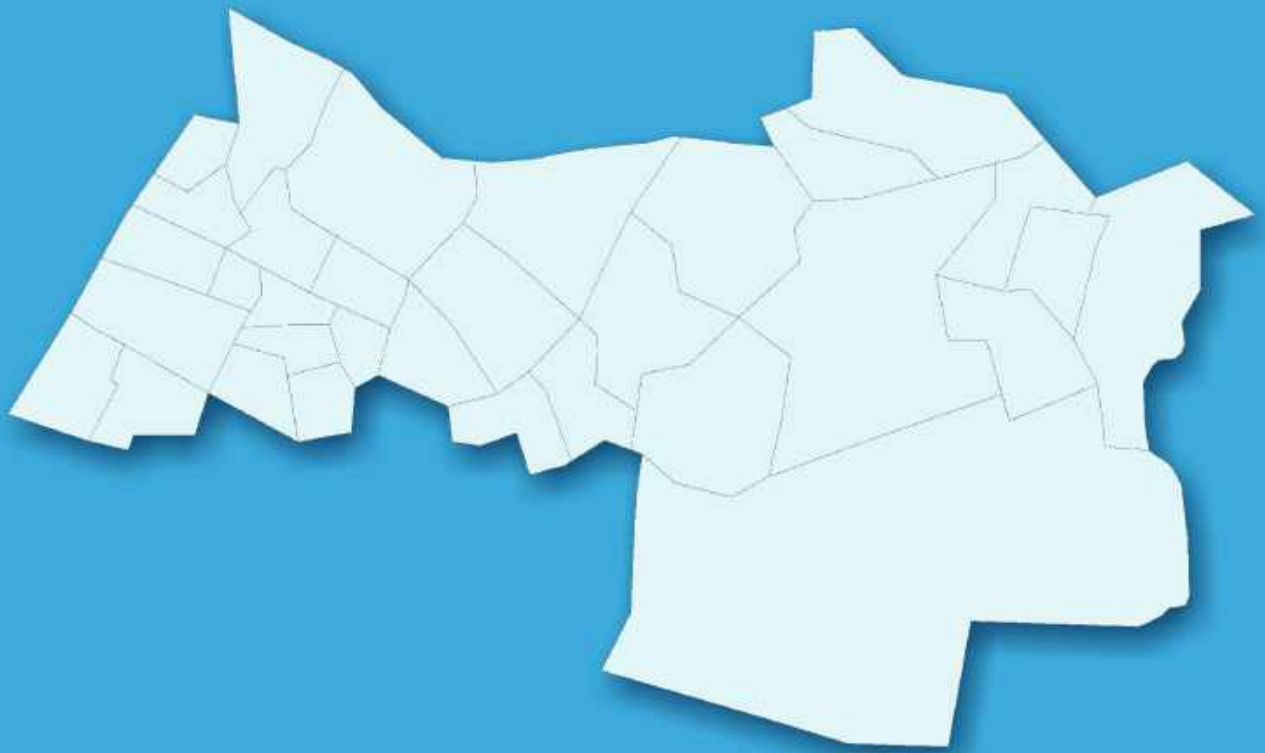


Key Electoral Data of Lucknow Central  
Assembly Constituency (Vidhan Sabha)

Uttar Pradesh

# Assembly Factbook™

Lucknow Central Assembly Constituency



Lucknow Central Vidhan Sabha

## **Editor & Director**

Dr. R.K. Thukral

## **Research Editor**

Dr. Shafeeq Rahman

## **Compiled, Researched and Published by Datanet India Pvt. Ltd.**

D-100, 1st Floor,

Okhla Industrial Area, Phase-I,

New Delhi- 110020.

Ph.: 91-11- 43580781-84

Email : support@indiastatpublications.com

Website : www.indiastatelections.com

## **Online Book Store :**

www.indiastatpublications.com

**Report No. :** AFB/UP-174-0125

**ISBN :** 978-93-5822-432-0

**First Edition :** January, 2018

**Eighth Updated Edition :** January, 2025

**Price :** Rs.11500/-

US\$ 310

## **© Datanet India Pvt. Ltd.**

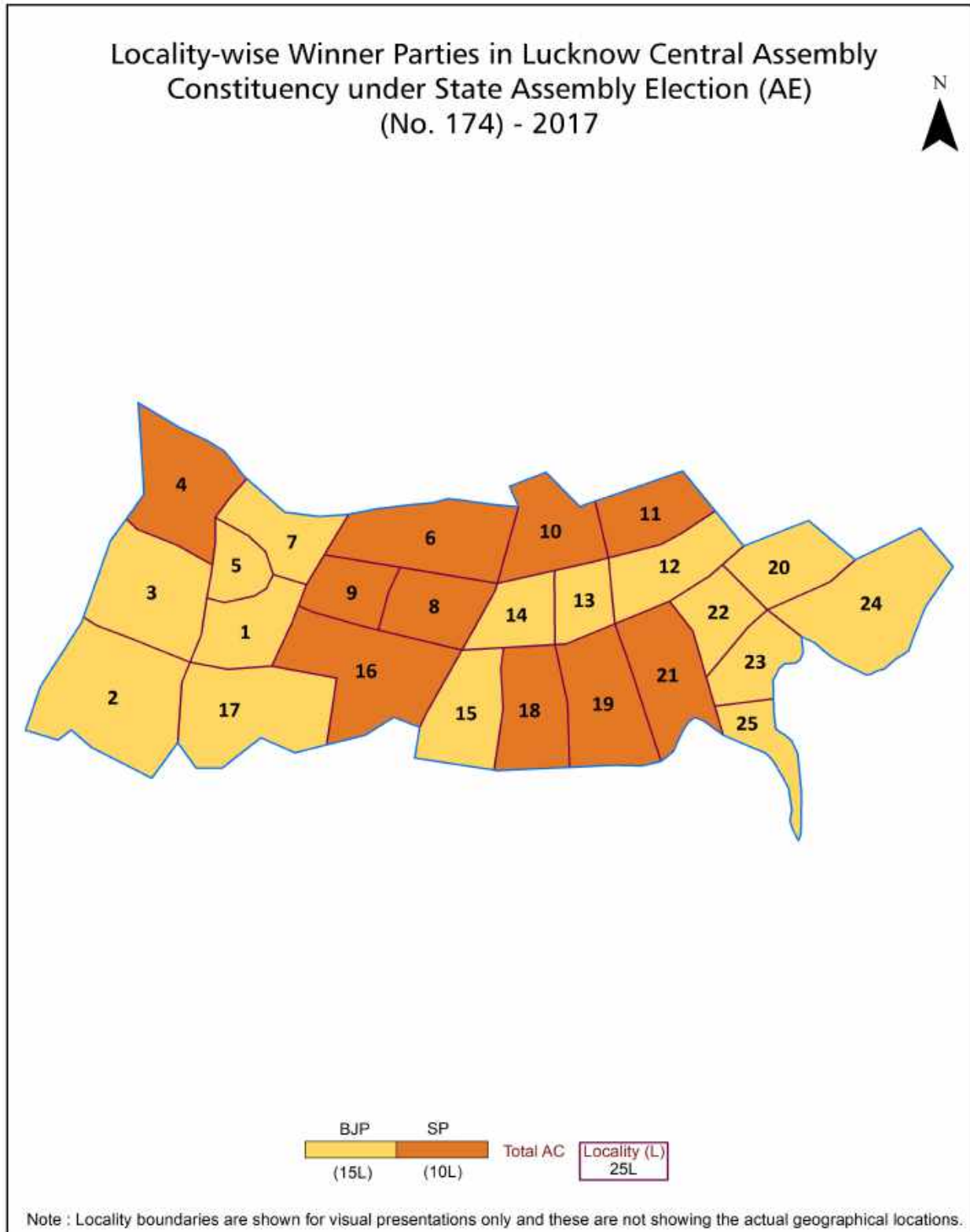
All rights reserved. No part of this book may be reproduced, stored in a retrieval system or transmitted in any form or by any means, mechanical photocopying, photographing, scanning, recording or otherwise without the prior written permission of the publisher. Please refer to Disclaimer at page no. 261 for the use of this publication.

Printed in India

## Contents

No.	Particulars	Page No.
	<b>Introduction</b>	
1	Assembly Constituency - (Vidhan Sabha) at a Glance   Features of Assembly as per Delimitation Commission of India (2008)	1-2
	<b>Location and Political Maps</b>	
2	Location Map   Boundaries of Assembly Constituency - (Vidhan Sabha) in District   Boundaries of Assembly Constituency under Parliamentary Constituency - (Lok Sabha)   Locality-wise Winner Parties-2024, 2022, 2019, 2017, 2014, 2012 and 2009	3-11
	<b>Administrative Setup (2011)</b>	
3	District   Sub-district   Towns   Villages   Inhabited Villages   Uninhabited Villages   Village Panchayat   Intermediate Panchayat	12
	<b>Demographics (2011)</b>	
4	Population   Households   Rural/Urban Population   Sex Ratio (Total & 0-6 Years)   Religious Population   Social Population   Literacy Rate	13
	<b>Electoral Features</b>	
5	Important Dates of Last Elections Held   Electors by Gender   Service Electors   Voters   Voters Turnout   Polling Stations & Average Number of Electors per Polling Station   Electors by Age Group   Present Elected Representatives	14-19
	<b>Historical Summary Election Results</b>	
6	Vote Share of Major Parties   Winning Margin (Number & Percentage)   Polarity of Parties   Summary Result of Assembly Segment of Parliamentary Election 2024, 2019, 2014, 2009, 2004 and 1999   Summary Result of Assembly Elections 2022, 2017, 2012, 2007, 2002, 1996, 1993, 1991, 1989, 1985, 1980, 1977, 1974, 1969, 1967, 1962, 1957 and 1952	20-49
	<b>Polling Station Level Election Results</b>	
7	Name and Number of Polling Station 2024, 2022, 2019, 2017, 2014, 2012 and 2009   Polling Station-wise Electors, Voters & Voters Turnout 2024, 2022, 2019, 2017, 2014, 2012 and 2009   Polling Station wise Elections Results 2024, 2022, 2019, 2017, 2014, 2012 and 2009	50-252
	<b>Panchayat and Local Bodies Election Results</b>	
8	Urban Local Bodies Result 2012	253-254
	<b>Share of Assembly Constituency</b>	
9	Share of Assembly Constituency - (Vidhan Sabha) in State, District and Parliamentary Constituency - (Lok Sabha)	255
10	<b>Abbreviation &amp; Sources</b>	257-260
11	<b>Disclaimer</b>	261

## Location & Political Map

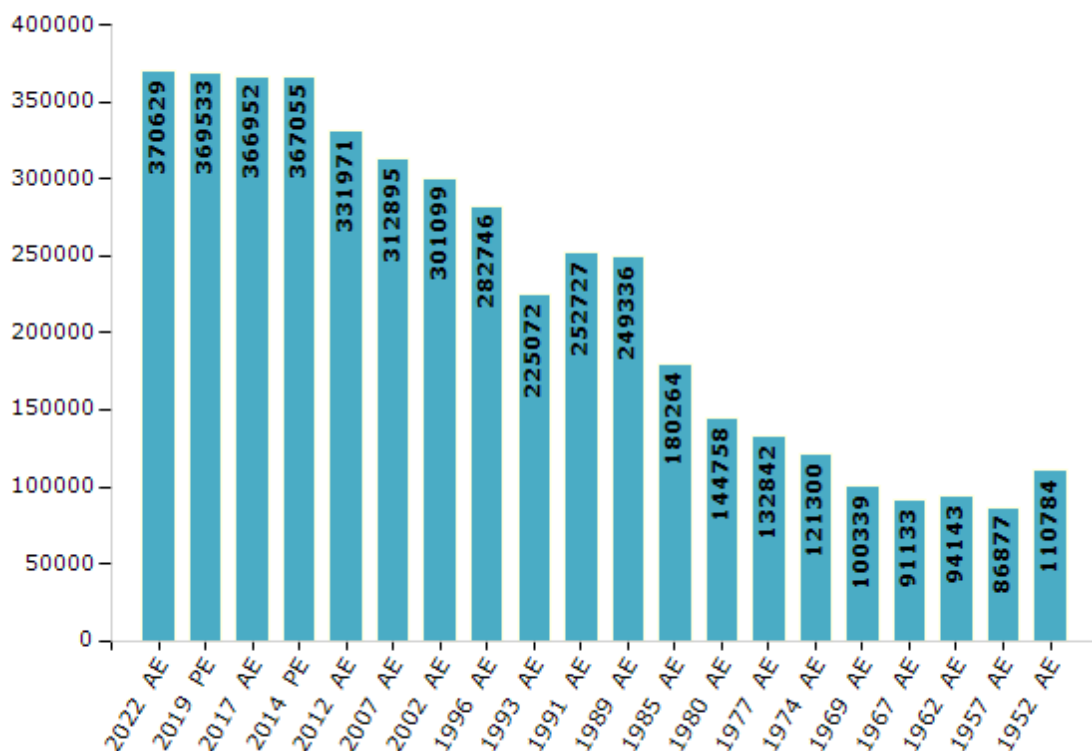


## Electoral Features

### Electors by Male & Female

Year	Male	Female	Others	Total	Year	Male	Female	Others	Total
2022 AE	196242	174378	9	370629	1991 AE	141868	110859	-	252727
2019 PE	197096	172432	5	369533	1989 AE	139633	109703	-	249336
2017 AE	197126	169824	2	366952	1985 AE	97615	82649	-	180264
2014 PE	195929	171122	4	367055	1980 AE	77270	67488	-	144758
2012 AE	178845	153126	0	331971	1977 AE	74658	58184	-	132842
2009 PE	-	-	-	-	1974 AE	67021	54279	-	121300
2007 AE	166412	146483	-	312895	1969 AE	54320	46019	-	100339
2004 PE	-	-	-	-	1967 AE	-	-	-	91133
2002 AE	158200	142899	-	301099	1962 AE	-	-	-	94143
1999 PE	-	-	-	-	1957 AE	-	-	-	86877
1996 AE	147254	135492	-	282746	1952 AE	-	-	-	110784
1993 AE	124756	100316	-	225072					

Number of Electors



Note : AE : Assembly Election, PE : Assembly Segment of Parliamentary Election

## Historical Summary Election Results

### Summary Result of Assembly Election - 2017

Candidate Name	Party	Votes	Votes %
Brijesh Pathak	BJP	78400	40.2
Ravidas Mehrotra	SP	73306	37.59
Rajeev Srivastava	BSP	24313	12.47
Abdul Maroof Khan	INC	12921	6.63
Mohammad Irfan	AIMIM	2314	1.19
Ramesh Chandra	RLD	554	0.28
Sant Anshumali Yogi	PDD	503	0.26
Shyam Sonkar	SHS	254	0.13
Amit Singh Aka Anna	RAJAP	252	0.13
Haseen Khan	NEP	233	0.12
Suresh Kumar Srivastava	SWPI	225	0.12
Mohammad Arshad Ali	JSVP	210	0.11
Vinod Kumar Trivedi	SP(I)	179	0.09
Sarvan Kumar Agarwal	RASHVIP	177	0.09
Sita Ram	UPRP	165	0.08
Anju Vishwakarma	MASPA	104	0.05
Dr. Nafees Ahmad	RAIP	91	0.05
	NOTA	824	0.42

## Polling Station Level Election Results

### Number and Name of Polling Stations (PS) (2022)

Number of Polling Stations	Name of Polling Stations	Number of Polling Stations	Name of Polling Stations
1	Door Sanchar Bal Shiksha Niketan Room No-1	22	N.C. Chaturvedi Badhir Vidyalay Room No-2
2	Door Sanchar Bal Shiksha Niketan Room No-2	23	N.C. Chaturvedi Badhir Vidyalay Room No-3
3	Door Sanchar Bal Shiksha Niketan Room No-3	24	N.C. Chaturvedi Badhir Vidyalay Room No-4
4	Prathmik Vidyalaya Karehta Room No-1	25	N.C. Chaturvedi Badhir Vidyalay Room No-5
5	Prathmik Vidyalaya Karehta Room No-2	26	Town Hall Public School New Tilak Nagar Room No-1
6	Madarsa Taleemul Quran Room No-1	27	Town Hall Public School New Tilak Nagar Room No-2
7	Madarsa Taleemul Quran Room No-2	28	Town Hall Public School New Tilak Nagar Room No-3
8	Pioneer Montessori Inter College 22 Indrani Nagar Room No-1	29	Prathmik Vidyalay Pandey Ka Talab Room No-1
9	Pioneer Montessori Inter College 22 Indrani Nagar Room No-2	30	Prathmik Vidyalay Pandey Ka Talab Room No-2
10	Pioneer Montessori Inter College 22 Indrani Nagar Room No-3	31	Madhav Kalyan Mandap Room No-1
11	Prathmik Vidyalaya Naya Aishbagh Basic Siksha Parisad Room -1	32	Madhav Kalyan Mandap Room No-2
12	Prathmik Vidyalaya Naya Aishbagh Basic Siksha Parisad Room -2	33	Madhav Kalyan Mandap Room No-3
13	Prathmik Vidyalaya Naya Aishbagh Basic Siksha Parisad Room -3	34	Siddharth Shiksha Niketan Room No-1
14	Gopinath Laxmandas Rastogi Inter College Room No. 1	35	Siddharth Shiksha Niketan Room No-2
15	Gopinath Laxmandas Rastogi Inter College Room No. 2	36	Siddharth Shiksha Niketan Room No-3
16	Gopinath Laxmandas Rastogi Inter College Room No. 3	37	Siddharth Shiksha Niketan Room No-4
17	Gopinath Laxmandas Rastogi Inter College Room No. 4	38	St. Julius High School Bhadewa Room No-1
18	Ramlil Maidan Aishbagh Room No-1	39	St. Julius High School Bhadewa Room No-2
19	Ramlil Maidan Aishbagh Room No-2	40	St. Julius High School Bhadewa Room No-3
20	Ramlil Maidan Aishbagh Room No-3	41	Ayaurvedic College Room No-1
21	N.C. Chaturvedi Badhir Vidyalay Room No-1	42	Ayaurvedic College Room No-2

Contd....



## Polling Station Level Election Results

### Polling Station-wise Votes Secured by Overall Top Five Parties in Lucknow Central Assembly in Assembly Election (AE) under Lucknow Parliamentary Constituency in Uttar Pradesh (2022)

Number of Polling Station	Winner - Ravidas Mehrotra (SP)	Runner-up - Rajnish Kumar Gupta (BJP)	3rd - Ashish Chandra (BSP)	4th - Sadaf Jafar (INC)	5th - Nadeem Ashraf (AAP)	NOTA	Other	Total Votes Secured
36	242	139	30	7	0	0	3	421
37	146	163	169	4	2	1	5	490
38	269	223	5	6	4	0	1	508
39	610	192	5	7	0	0	5	819
40	266	181	11	6	5	1	3	473
41	354	119	3	6	1	0	4	487
42	360	266	6	1	1	5	3	642
43	654	102	2	3	4	1	13	779
44	297	260	17	5	0	1	5	585
45	542	11	1	3	0	0	2	559
46	482	17	1	3	0	1	6	510
47	586	32	1	8	1	2	16	646
48	481	32	4	9	0	0	9	535
49	585	12	3	6	2	2	4	614
50	552	16	1	9	1	5	4	588
51	421	137	2	8	2	2	6	578
52	583	24	6	21	2	1	2	639
53	561	73	1	9	0	0	2	646
54	704	23	5	6	0	0	4	742
55	404	217	1	10	0	3	1	636
56	452	261	6	10	0	5	8	742
57	385	31	1	5	5	0	1	428
58	409	9	1	9	6	0	0	434
59	234	170	9	10	2	2	2	429
60	601	94	7	6	1	1	13	723
61	363	127	12	4	1	1	11	519
62	288	92	7	8	2	4	13	414
63	546	23	5	4	0	1	4	583
64	603	38	1	8	0	3	6	659
65	523	42	3	8	1	0	9	586
66	568	22	0	6	1	0	3	600
67	589	103	2	7	0	1	6	708
68	150	230	9	3	0	3	2	397
69	572	58	11	5	2	1	18	667
70	534	201	3	5	3	2	5	753

Contd....

## Polling Station Level Election Results

### Winner, Runner-up and 3rd Party Position & Winning Margin According to Polling Stations in Lucknow Central Assembly in Assembly Election (AE) under Lucknow Parliamentary Constituency in Uttar Pradesh (2022)

Polling Station Number	Winner Party	Winner Votes (%)	Runner-up Party	Runner-up Votes (%)	Winning Margin Votes (%)	Third Party	Third Party Votes (%)	Other Votes (%)
71	SP	571 (81.11)	BJP	110 (15.63)	461 (65.48)	INC	10 (1.42)	13 (1.85)
72	SP	214 (49.42)	BJP	200 (46.19)	14 (3.23)	AIMIM	4 (0.92)	15 (3.46)
73	SP	277 (53.47)	BJP	218 (42.08)	59 (11.39)	INC	9 (1.74)	14 (2.7)
74	BJP	583 (82)	SP	118 (16.6)	465 (65.4)	INC	3 (0.42)	7 (0.98)
75	SP	598 (97.24)	BJP	6 (0.98)	592 (96.26)	INC	4 (0.65)	7 (1.14)
76	SP	375 (58.87)	BJP	248 (38.93)	127 (19.94)	INC	3 (0.47)	11 (1.73)
77	SP	483 (73.74)	BJP	158 (24.12)	325 (49.62)	INC	4 (0.61)	10 (1.53)
78	SP	473 (80.44)	BJP	104 (17.69)	369 (62.75)	BSP	3 (0.51)	8 (1.36)
79	BJP	377 (62.01)	SP	206 (33.88)	171 (28.13)	INC	13 (2.14)	12 (1.97)
80	SP	459 (73.44)	BJP	148 (23.68)	311 (49.76)	INC	7 (1.12)	11 (1.76)
81	SP	462 (57.82)	BJP	311 (38.92)	151 (18.9)	BSP	8 (1)	18 (2.25)
82	BJP	566 (86.28)	SP	77 (11.74)	489 (74.54)	INC	3 (0.46)	10 (1.52)
83	BJP	333 (52.19)	SP	143 (22.41)	190 (29.78)	BSP	141 (22.1)	21 (3.29)
84	BJP	330 (55.84)	SP	137 (23.18)	193 (32.66)	BSP	111 (18.78)	13 (2.2)
85	BJP	454 (85.98)	SP	56 (10.61)	398 (75.37)	AAP	7 (1.33)	11 (2.08)
86	BJP	421 (57.2)	SP	289 (39.27)	132 (17.93)	BSP	18 (2.45)	8 (1.09)
87	BJP	224 (49.78)	SP	211 (46.89)	13 (2.89)	BSP	7 (1.56)	8 (1.78)
88	BJP	473 (66.53)	SP	219 (30.8)	254 (35.73)	INC	5 (0.7)	14 (1.97)
89	SP	309 (53.55)	BJP	256 (44.37)	53 (9.18)	BSP	5 (0.87)	7 (1.21)
90	SP	463 (86.7)	BJP	59 (11.05)	404 (75.65)	INC	7 (1.31)	5 (0.94)
91	BJP	557 (77.36)	SP	151 (20.97)	406 (56.39)	INC	4 (0.56)	8 (1.11)
92	BJP	548 (74.05)	SP	173 (23.38)	375 (50.67)	INC	7 (0.95)	12 (1.62)
93	BJP	778 (96.05)	SP	23 (2.84)	755 (93.21)	INC	2 (0.25)	7 (0.86)
94	BJP	387 (54.51)	SP	310 (43.66)	77 (10.85)	INC	4 (0.56)	9 (1.27)
95	SP	313 (55.2)	BJP	236 (41.62)	77 (13.58)	BSP	5 (0.88)	13 (2.29)
96	SP	386 (62.87)	BJP	212 (34.53)	174 (28.34)	INC	5 (0.81)	11 (1.79)
97	SP	306 (50.58)	BJP	282 (46.61)	24 (3.97)	BSP	7 (1.16)	10 (1.65)
98	SP	423 (71.09)	BJP	150 (25.21)	273 (45.88)	INC	9 (1.51)	13 (2.18)
99	BJP	379 (65.57)	SP	189 (32.7)	190 (32.87)	BSP	6 (1.04)	4 (0.69)
100	BJP	274 (55.24)	SP	214 (43.15)	60 (12.09)	INC	3 (0.6)	5 (1.01)
101	SP	531 (89.09)	BJP	42 (7.05)	489 (82.04)	INC	12 (2.01)	11 (1.85)
102	SP	437 (82.45)	BJP	70 (13.21)	367 (69.24)	INC	7 (1.32)	16 (3.02)
103	SP	349 (73.17)	BJP	109 (22.85)	240 (50.32)	BSP	4 (0.84)	15 (3.14)
104	SP	537 (83.91)	BJP	90 (14.06)	447 (69.85)	AIMIM	5 (0.78)	8 (1.25)
105	SP	547 (84.28)	BJP	72 (11.09)	475 (73.19)	INC	11 (1.69)	19 (2.93)

Contd....

## DISCLAIMER

The Terms of Use and Disclaimer of Datanet India Private Limited (hereinafter referred to as "Datanet") for use of this analysis report of **Lucknow Central Assembly Constituency (Lucknow Central Vidhan Sabha)** :-

1. **Assembly Factbook™** is a Registered Trade Mark owned by Datanet.
2. All the maps are sketched and graphical representation only and have not been drawn to the scale and also not to represent the actual geographical area or boundary of the unit.
3. The data for the aforesaid analysis is based on authentic sources and has been culled from the various publications of Census, CSO and NSSO for district and block level data, various central and state government departments, Central & State Elections Commissions and the concerned Returning Officers' releases, Electoral Rolls, Election results and allied publications, internal assessment, surveys, estimates and analysis. Therefore, certain adjustment of data at micro level may have been done to arrive closer to the macro data.
4. Data have been provided on an "As Is" and "As AVAILABLE" basis
5. The colours shown in the maps or diagram and charts of a particular party, alliance or AC are indicative and do not represent them.
6. This publication which includes maps, sheets, graphs and data would be the property under copyright of Datanet only. The user may use these for its internal study, analysis and research purposes. It's public display, re-selling or any commercial uses by the user are not allowed.
7. Datanet has taken due care and caution in compilation and processing of data and allied information, but does not guarantee the accuracy, adequacy or completeness of any information/analysis and will be not responsible for any errors or omissions or for the results obtained from the use of such information/analysis.
8. All the contents for the publication have been culled from various authentic sources and Datanet reasonably believes such sources to be reliable, but does not make any representations, express or implied as to the accuracy or fitness of use of such information. The information or contents of the information/analysis do not constitute advice and should not be relied upon in making (or refraining from making) any decision. Any reliance placed upon the information provided by Datanet is the sole responsibility and strictly at the user's risk.
9. In no event will Datanet be liable for any damages (including, without limitation, damages for loss of business projects, or loss of profits) arising in contract, tort or otherwise from the use of or inability to use any of its contents, or from any action taken (or refrained from being taken) as a result of using the analysis or any of its contents. Datanet its directors, owners, editors, officials, employees, distributor and agents or any associate will not be liable for any errors in the information contained or any consequences arising from the use of the contents of the provided information/analysis.
10. If any provision of these terms and conditions is held invalid or illegal or unenforceable for any reason by any court of competent jurisdiction, such provision shall be severed and the remainder of provisions of the terms and conditions shall continue in full force and effect as if the Term of Use had been executed with the invalid, illegal or unenforceable provision eliminated.
11. If there are any discrepancies in the information provided, please bring it to attention of Datanet for suitable rectification measures.

**Buy Online This Complete Book At**  
**Datanet India eBooks Store**

[www.indiastatpublications.com](http://www.indiastatpublications.com)

or go directly at

[http://www.indiastatpublications.com/  
Assembly\\_factbook/Uttar Pradesh/Lucknow/  
Lucknow\\_Central](http://www.indiastatpublications.com/Assembly_factbook/Uttar%20Pradesh/Lucknow/Lucknow_Central)



**i** **india**stat**elections**

ISBN : 978-93-5822-432-0

