



Uttar Pradesh

Assembly Factbook™

Meerut Assembly Constituency

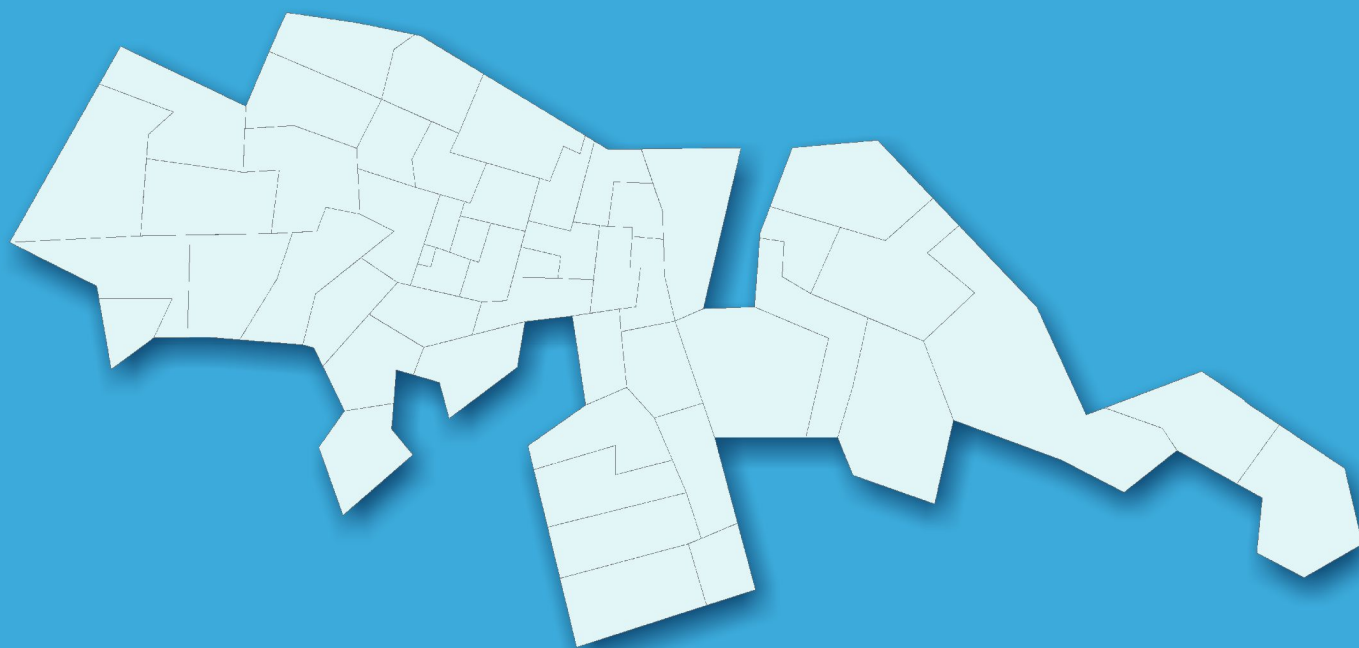


Key Electoral Data of Meerut
Assembly Constituency (Vidhan Sabha)

Uttar Pradesh

Assembly Factbook™

Meerut Assembly Constituency



Meerut Vidhan Sabha

Editor & Director

Dr. R.K. Thukral

Research Editor

Dr. Shafeeq Rahman

**Compiled, Researched and Published by
Datanet India Pvt. Ltd.**

D-100, 1st Floor,

Okhla Industrial Area, Phase-I,

New Delhi- 110020.

Ph.: 91-11- 43580781-84

Email : support@indiastatpublications.com

Website : www.indiastatelections.com

Online Book Store :

www.indiastatpublications.com

Report No. : AFB/UP-048-0125

ISBN : 978-93-5822-446-7

First Edition : January, 2018

Eighth Updated Edition : January, 2025

Price : Rs.11500/-

US\$ 310

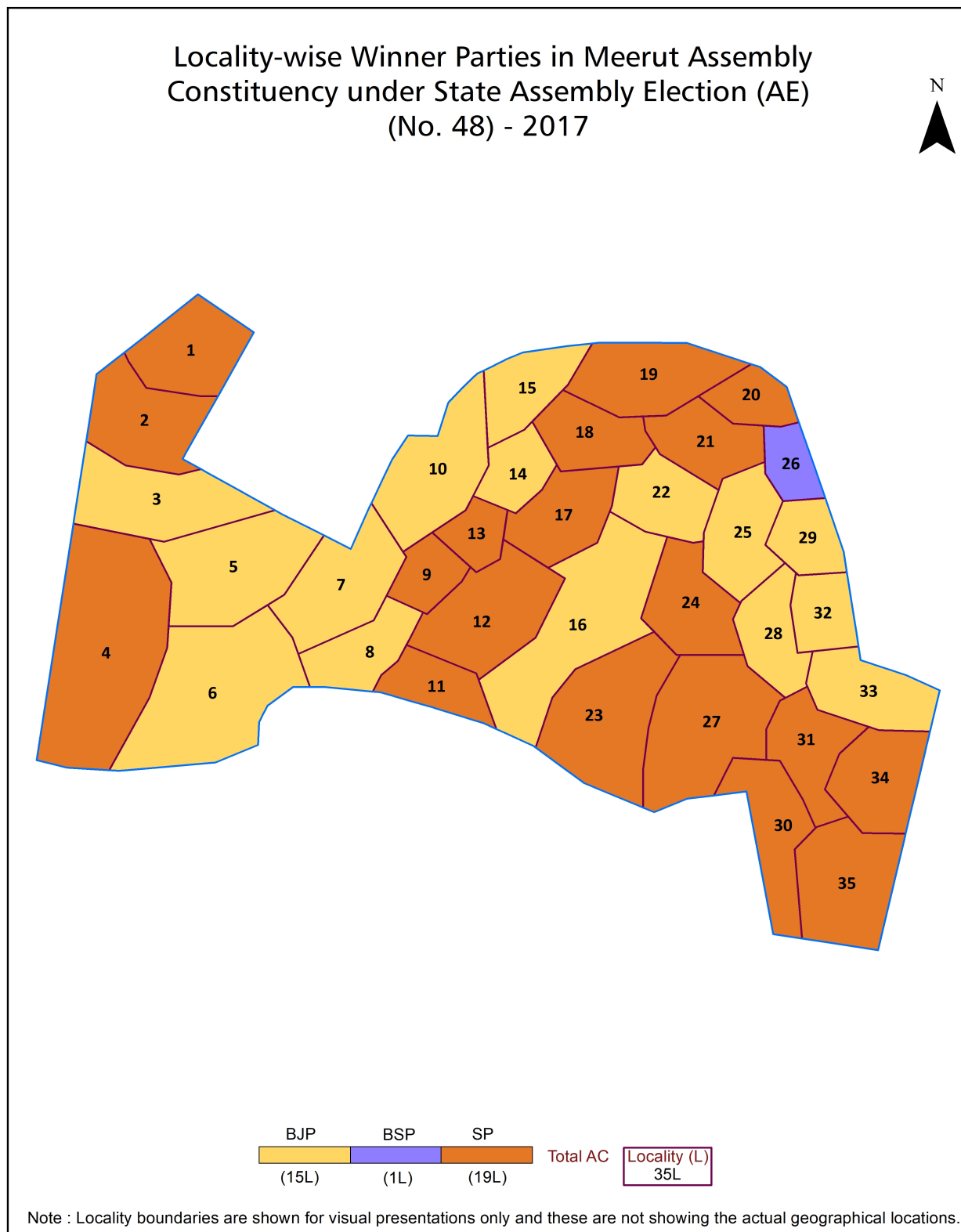
© Datanet India Pvt. Ltd.

All rights reserved. No part of this book may be reproduced, stored in a retrieval system or transmitted in any form or by any means, mechanical photocopying, photographing, scanning, recording or otherwise without the prior written permission of the publisher. Please refer to Disclaimer at page no. 251 for the use of this publication.

Printed in India

No.	Particulars	Page No.
	Introduction	
1	Assembly Constituency - (Vidhan Sabha) at a Glance Features of Assembly as per Delimitation Commission of India (2008)	1-2
	Location and Political Maps	
2	Location Map Boundaries of Assembly Constituency - (Vidhan Sabha) in District Boundaries of Assembly Constituency under Parliamentary Constituency - (Lok Sabha) Locality-wise Winner Parties-2024, 2022, 2019, 2017, 2014, 2012 and 2009	3-11
	Administrative Setup (2011)	
3	District Sub-district Towns Villages Inhabited Villages Uninhabited Villages Village Panchayat Intermediate Panchayat	12
	Demographics (2011)	
4	Population Households Rural/Urban Population Sex Ratio (Total & 0-6 Years) Religious Population Social Population Literacy Rate	13
	Electoral Features	
5	Important Dates of Last Elections Held Electors by Gender Service Electors Voters Voters Turnout Polling Stations & Average Number of Electors per Polling Station Electors by Age Group Present Elected Representatives	14-19
	Historical Summary Election Results	
6	Vote Share of Major Parties Winning Margin (Number & Percentage) Polarity of Parties Summary Result of Assembly Segment of Parliamentary Election 2024, 2019, 2014, 2009, 2004 and 1999 Summary Result of Assembly Elections 2022, 2017, 2012, 2007, 2002, 1996, 1993, 1989, 1985, 1980, 1977, 1974, 1969, 1967, 1962 and 1957	20-45
	Polling Station Level Election Results	
7	Name and Number of Polling Station 2024, 2022, 2019, 2017, 2014, 2012 and 2009 Polling Station-wise Electors, Voters & Voters Turnout 2024, 2022, 2019, 2017, 2014, 2012 and 2009 Polling Station wise Elections Results 2024, 2022, 2019, 2017, 2014, 2012 and 2009	46-242
8	Panchayat and Local Bodies Election Results Urban Local Bodies Result 2012	243-244
	Share of Assembly Constituency	
9	Share of Assembly Constituency - (Vidhan Sabha) in State, District and Parliamentary Constituency - (Lok Sabha)	245
10	Abbreviation & Sources	247-250
11	Disclaimer	251

Location & Political Map



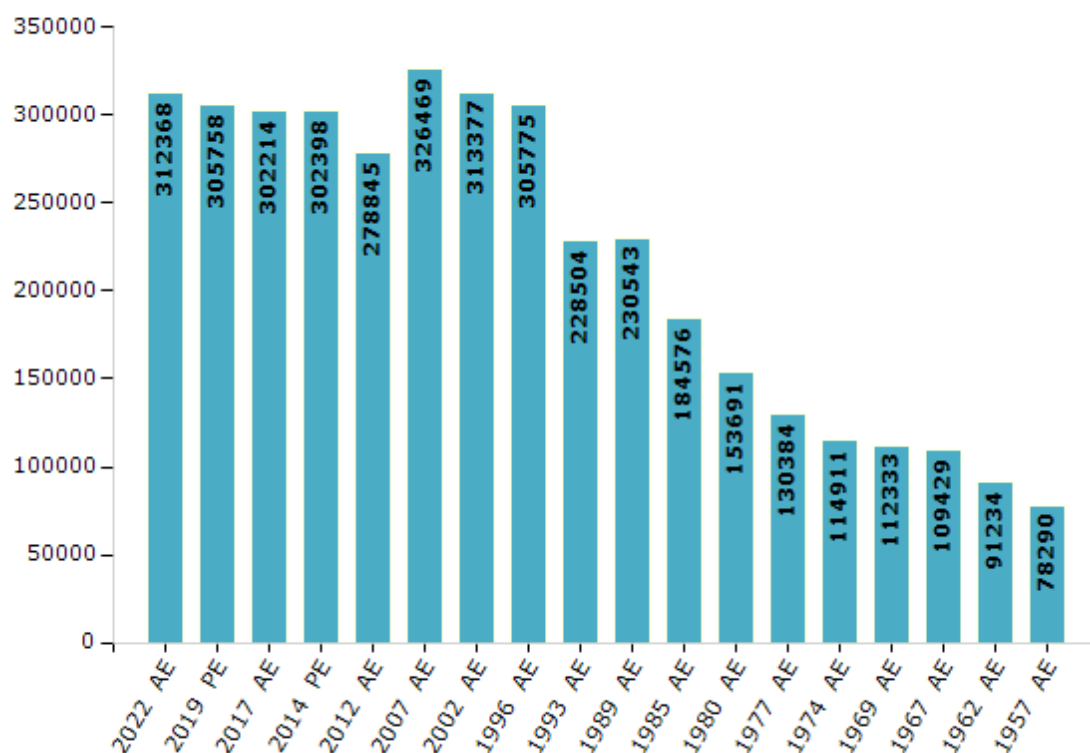
Electoral Features

Electors by Male & Female

Year	Male	Female	Others	Total
2022 AE	169632	142713	23	312368
2019 PE	167137	138599	22	305758
2017 AE	166032	136160	22	302214
2014 PE	165131	137248	19	302398
2012 AE	152617	126209	19	278845
2009 PE	-	-	-	-
2007 AE	173294	153175	-	326469
2004 PE	-	-	-	-
2002 AE	172353	141024	-	313377
1999 PE	-	-	-	-
1996 AE	168896	136879	-	305775
1993 AE	123102	105402	-	228504

Year	Male	Female	Others	Total
1991 AE	-	-	-	-
1989 AE	125005	105538	-	230543
1985 AE	102256	82320	-	184576
1980 AE	82982	70709	-	153691
1977 AE	73027	57357	-	130384
1974 AE	65245	49666	-	114911
1969 AE	57841	54492	-	112333
1967 AE	-	-	-	109429
1962 AE	-	-	-	91234
1957 AE	-	-	-	78290
1952 AE	-	-	-	-

Number of Electors



Note : AE : Assembly Election, PE : Assembly Segment of Parliamentary Election

Historical Summary Election Results

Summary Result of Assembly Election - 2017

Candidate Name	Party	Votes	Votes %
Rafiq Ansari	SP	103217	52.79
Dr. Laxmikant Bajpai	BJP	74448	38.08
Pankaj Jauli	BSP	12636	6.46
Mehfooz	IND	1391	0.71
Gyanendra Kumar Sharma	RLD	667	0.34
Wasiqul Hasan Zaidi	IND	500	0.26
Rajeev Kumar Garg	IND	340	0.17
Rajesh Mohan Sharma	IND	323	0.17
Dheeraj Goyal	SHS	279	0.14
Amit Sharma	HND	275	0.14
Jitendra Verma	IND	258	0.13
Murtuja	IND	145	0.07
Ch. Abdul Wahab Advocate	IND	109	0.06
Priti	IND	98	0.05
Afzal	UDFS	92	0.05
	NOTA	738	0.38

Polling Station Level Election Results

Number and Name of Polling Stations (PS) (2022)

Number of Polling Stations	Name of Polling Stations	Number of Polling Stations	Name of Polling Stations
1	J.N. Academy Purva Ahmed Nagar Kuresiyan Room No.-1	22	Uchh Prathmik Vidhayala (1 To 8) Krishanpuri Room No. 3
2	J.N.Academy Purva Ahmed Nagar Kuresiyan Room No.-2	23	Uchh Prathmik Vidhayala (1 To 8) Krishanpuri Room No. 4
3	J.N.Academy Purva Ahmed Nagar Kuresiyan Room No.-3	24	Dharamshala Room No.1 Lala Bhagwan Das Nand Kishor Rastogi Kishanpuri Delhi Gate
4	Madarsa Jamal Ul Quran Room NO.-1 Jali Kothi Meerut	25	Agarwal Bhawan Room No.1 Dalmandi, Meerut
5	Madarsa Jamal Ul Quran Kamra Na.-2 Jali Kothi Meerut	26	Agarwal Bhawan Room No.2 Dalmandi, Meerut
6	Madarsa Jamal Ul Quran Kamra Na.-3 Jali Kothi Meerut	27	Nagar Nigam Prathmik Vidhalaya Room No.1 Krishanpuri
7	Karyalya Prathmik Shikshak Shang Bhawan Room No. 1 Kesar Ganj	28	Nagar Nigam Prathmik Vidhalaya Room No.2 Krishanpuri
8	Karyalya Prathmik Shikshak Shang Bhawan Room No. 2 Kesar Ganj	29	Balbharti Niketan Room No.1 Mahaveer Nagar
9	Karyalya Prathmik Shikshak Shang Bhawan Room No. 3 Kesar Ganj	30	Balbharti Niketan Room No.2 Mahaveer Nagar
10	Uchh Prathmik Vidhayala (1 To 8)Kesarganj Room No.1	31	Balbharti Niketan Room No.3 Mahaveer Nagar
11	Uchh Prathmik Vidhayala (1 To 8)Kesarganj Room No.2	32	Balbharti Niketan Room No.4 Mahaveer Nagar
12	Uchh Prathmik Vidhayala (1 To 8)Kesarganj Room No.3	33	Balbharti Niketan Room No.5 Mahaveer Nagar
13	Uchh Prathmik Vidhayala (1 To 8)Kesarganj Room No.4	34	The Gurukul Kids Public School Near Ganesh Mandir Devpuri Meerut
14	Uchh Prathmik Vidhayala (1 To 8)Kesarganj Room No.5	35	Guru Teg Bhadur Public School Gurunanak Nagar Meerut
15	Uchh Prathmik Vidhayala (1 To 8)Kesarganj Room No.6	36	Bheemrao Ambedkar Bhavan Beripur Uttari Bhag No 1
16	Pandit Gangaram Dharamshala Room No. 1 Kesarganj	37	Bheemrao Ambedkar Bhavan Beripur Dakshini Bhag No 2
17	Pandit Gangaram Dharamshala Room No. 2 Kesarganj	38	D.N. Inter College Room No.1 Chopla Railway Road
18	Kanohar Lal Krishan Sahay Inter College Room No.1 Nikat Chopla Railway Road	39	D.N. Inter College Room No.2 Chopla Railway Road
19	Kanohar Lal Krishan Sahay Inter College Room No.2 Nikat Chopla Railway Road	40	D.N. Inter College Room No.3 Chopla Railway Road
20	Uchh Prathmik Vidhayala (1 To 8) Krishanpuri Room No. 1	41	Bhai Joga Singh Public School Room No.1 Devpuri
21	Uchh Prathmik Vidhayala (1 To 8) Krishanpuri Room No. 2	42	Bhai Joga Singh Public School Room No.2 Devpuri

Contd....

Polling Station Level Election Results

Polling Station-wise Votes Secured by Overall Top Five Parties in Meerut Assembly in Assembly Election (AE) under Meerut Parliamentary Constituency in Uttar Pradesh (2022)

Number of Polling Station	Winner - Rafiq Ansari (SP)	Runner-up - Kamal Dutt Sharma (BJP)	3rd - Ranjan Sharma (INC)	4th - Dilshad (BSP)	5th - Imran Ahmad (AIMIM)	NOTA	Other	Total Votes Secured
36	43	245	23	138	0	3	2	454
37	67	309	28	16	0	0	0	420
38	117	268	12	77	2	1	2	479
39	358	227	5	52	0	1	2	645
40	106	468	6	142	0	2	5	729
41	247	283	27	10	1	2	7	577
42	369	289	21	2	3	0	1	685
43	13	548	9	3	0	3	1	577
44	6	519	11	0	0	2	4	542
45	13	427	2	0	0	1	2	445
46	5	689	8	0	0	4	0	706
47	12	820	22	1	0	0	3	858
48	3	468	12	2	0	0	1	486
49	4	376	10	3	0	1	4	398
50	21	553	14	1	0	4	3	596
51	26	520	12	3	0	3	7	571
52	32	455	3	8	1	7	1	507
53	13	497	8	2	0	3	0	523
54	126	405	21	6	1	6	12	577
55	53	442	16	2	3	4	3	523
56	26	534	18	6	0	1	5	590
57	22	641	13	1	0	2	2	681
58	34	798	22	6	0	4	1	865
59	641	119	6	5	7	0	0	778
60	787	11	7	0	15	2	1	823
61	331	14	3	5	14	1	1	369
62	406	5	2	5	16	1	0	435
63	252	108	7	0	9	1	4	381
64	452	10	4	1	3	0	0	470
65	356	175	12	1	4	0	7	555
66	232	233	14	7	14	0	2	502
67	203	274	7	1	6	0	4	495
68	710	6	5	4	16	0	0	741
69	633	66	42	3	13	0	1	758
70	627	2	2	1	10	1	1	644

Contd....

Polling Station Level Election Results

Winner, Runner-up and 3rd Party Position & Winning Margin According to Polling Stations in Meerut Assembly in Assembly Election (AE) under Meerut Parliamentary Constituency in Uttar Pradesh (2022)

Polling Station Number	Winner Party	Winner Votes (%)	Runner-up Party	Runner-up Votes (%)	Winning Margin Votes (%)	Third Party	Third Party Votes (%)	Other Votes (%)
71	BJP	319 (85.29)	AAP	30 (8.02)	289 (77.27)	SP	11 (2.94)	14 (3.74)
72	BJP	357 (72.56)	SP	107 (21.75)	250 (50.81)	INC	12 (2.44)	16 (3.25)
73	BJP	458 (81.06)	SP	74 (13.1)	384 (67.96)	INC	13 (2.3)	20 (3.54)
74	BJP	705 (93.13)	SP	24 (3.17)	681 (89.96)	INC	18 (2.38)	10 (1.32)
75	BJP	601 (92.32)	SP	32 (4.92)	569 (87.4)	INC	11 (1.69)	7 (1.08)
76	BJP	291 (91.8)	INC	10 (3.15)	281 (88.65)	SP	6 (1.89)	10 (3.15)
77	BJP	612 (91.89)	INC	27 (4.05)	585 (87.84)	SP	13 (1.95)	14 (2.1)
78	BJP	762 (90.07)	SP	41 (4.85)	721 (85.22)	INC	33 (3.9)	10 (1.18)
79	BJP	644 (94.01)	SP	29 (4.23)	615 (89.78)	INC	6 (0.88)	6 (0.88)
80	BJP	575 (91.27)	SP	22 (3.49)	553 (87.78)	INC	15 (2.38)	18 (2.86)
81	BJP	532 (92.52)	SP	27 (4.7)	505 (87.82)	INC	8 (1.39)	8 (1.39)
82	BJP	573 (94.87)	INC	18 (2.98)	555 (91.89)	SP	10 (1.66)	3 (0.5)
83	BJP	542 (91.4)	SP	29 (4.89)	513 (86.51)	INC	13 (2.19)	9 (1.52)
84	BJP	656 (90.98)	SP	37 (5.13)	619 (85.85)	BSP	14 (1.94)	14 (1.94)
85	BJP	742 (94.52)	SP	21 (2.68)	721 (91.84)	INC	13 (1.66)	9 (1.15)
86	BJP	649 (96.43)	SP	16 (2.38)	633 (94.05)	INC	5 (0.74)	3 (0.45)
87	BJP	629 (91.03)	SP	30 (4.34)	599 (86.69)	INC	14 (2.03)	18 (2.6)
88	BJP	467 (91.39)	INC	20 (3.91)	447 (87.48)	SP	17 (3.33)	7 (1.37)
89	BJP	457 (88.74)	SP	26 (5.05)	431 (83.69)	INC	16 (3.11)	16 (3.11)
90	BJP	588 (89.77)	SP	34 (5.19)	554 (84.58)	INC	23 (3.51)	10 (1.53)
91	BJP	522 (86.57)	BSP	30 (4.98)	492 (81.59)	SP	26 (4.31)	25 (4.15)
92	BJP	413 (92.81)	SP	15 (3.37)	398 (89.44)	INC	7 (1.57)	10 (2.25)
93	BJP	371 (91.15)	BSP	13 (3.19)	358 (87.96)	SP	11 (2.7)	12 (2.95)
94	BJP	513 (90.64)	SP	29 (5.12)	484 (85.52)	INC	10 (1.77)	14 (2.47)
95	BJP	549 (85.25)	INC	35 (5.43)	514 (79.82)	SP	29 (4.5)	31 (4.81)
96	BJP	511 (77.9)	SP	73 (11.13)	438 (66.77)	BSP	60 (9.15)	12 (1.83)
97	BJP	352 (86.7)	SP	23 (5.67)	329 (81.03)	INC	18 (4.43)	13 (3.2)
98	BJP	392 (86.73)	BSP	24 (5.31)	368 (81.42)	SP	20 (4.42)	16 (3.54)
99	BJP	462 (88.34)	SP	40 (7.65)	422 (80.69)	INC	9 (1.72)	12 (2.29)
100	BJP	480 (91.78)	SP	21 (4.02)	459 (87.76)	INC	13 (2.49)	9 (1.72)
101	BJP	459 (90.18)	INC	27 (5.3)	432 (84.88)	SP	17 (3.34)	6 (1.18)
102	BJP	628 (92.08)	INC	30 (4.4)	598 (87.68)	SP	15 (2.2)	9 (1.32)
103	BJP	598 (91.72)	SP	25 (3.83)	573 (87.89)	INC	17 (2.61)	12 (1.84)
104	BJP	524 (79.03)	BSP	62 (9.35)	462 (69.68)	SP	54 (8.14)	23 (3.47)
105	BJP	542 (89.88)	SP	38 (6.3)	504 (83.58)	INC	11 (1.82)	12 (1.99)

Contd....

DISCLAIMER

The Terms of Use and Disclaimer of Datanet India Private Limited (hereinafter referred to as "Datanet") for use of this analysis report of **Meerut Assembly Constituency (Meerut Vidhan Sabha)** :-

1. **Assembly Factbook™** is a Registered Trade Mark owned by Datanet.
2. All the maps are sketched and graphical representation only and have not been drawn to the scale and also not to represent the actual geographical area or boundary of the unit.
3. The data for the aforesaid analysis is based on authentic sources and has been culled from the various publications of Census, CSO and NSSO for district and block level data, various central and state government departments, Central & State Elections Commissions and the concerned Returning Officers' releases, Electoral Rolls, Election results and allied publications, internal assessment, surveys, estimates and analysis. Therefore, certain adjustment of data at micro level may have been done to arrive closer to the macro data.
4. Data have been provided on an "As Is" and "As AVAILABLE" basis
5. The colours shown in the maps or diagram and charts of a particular party, alliance or AC are indicative and do not represent them.
6. This publication which includes maps, sheets, graphs and data would be the property under copyright of Datanet only. The user may use these for its internal study, analysis and research purposes. It's public display, re-selling or any commercial uses by the user are not allowed.
7. Datanet has taken due care and caution in compilation and processing of data and allied information, but does not guarantee the accuracy, adequacy or completeness of any information/analysis and will be not responsible for any errors or omissions or for the results obtained from the use of such information/analysis.
8. All the contents for the publication have been culled from various authentic sources and Datanet reasonably believes such sources to be reliable, but does not make any representations, express or implied as to the accuracy or fitness of use of such information. The information or contents of the information/analysis do not constitute advice and should not be relied upon in making (or refraining from making) any decision. Any reliance placed upon the information provided by Datanet is the sole responsibility and strictly at the user's risk.
9. In no event will Datanet be liable for any damages (including, without limitation, damages for loss of business projects, or loss of profits) arising in contract, tort or otherwise from the use of or inability to use any of its contents, or from any action taken (or refrained from being taken) as a result of using the analysis or any of its contents. Datanet its directors, owners, editors, officials, employees, distributor and agents or any associate will not be liable for any errors in the information contained or any consequences arising from the use of the contents of the provided information/analysis.
10. If any provision of these terms and conditions is held invalid or illegal or unenforceable for any reason by any court of competent jurisdiction, such provision shall be severed and the remainder of provisions of the terms and conditions shall continue in full force and effect as if the Term of Use had been executed with the invalid, illegal or unenforceable provision eliminated.
11. If there are any discrepancies in the information provided, please bring it to attention of Datanet for suitable rectification measures.

Buy Online This Complete Book At
Indiastat Publication Book Store

www.indiastatpublications.com

or go directly at

[http://www.indiastatpublications.com/
Assembly_factbook/Uttar Pradesh/Meerut/ Meerut](http://www.indiastatpublications.com/Assembly_factbook/Uttar%20Pradesh/Meerut/Meerut)

 **india**stat**elections**

ISBN : 978-93-5822-446-7



9 789358 224467