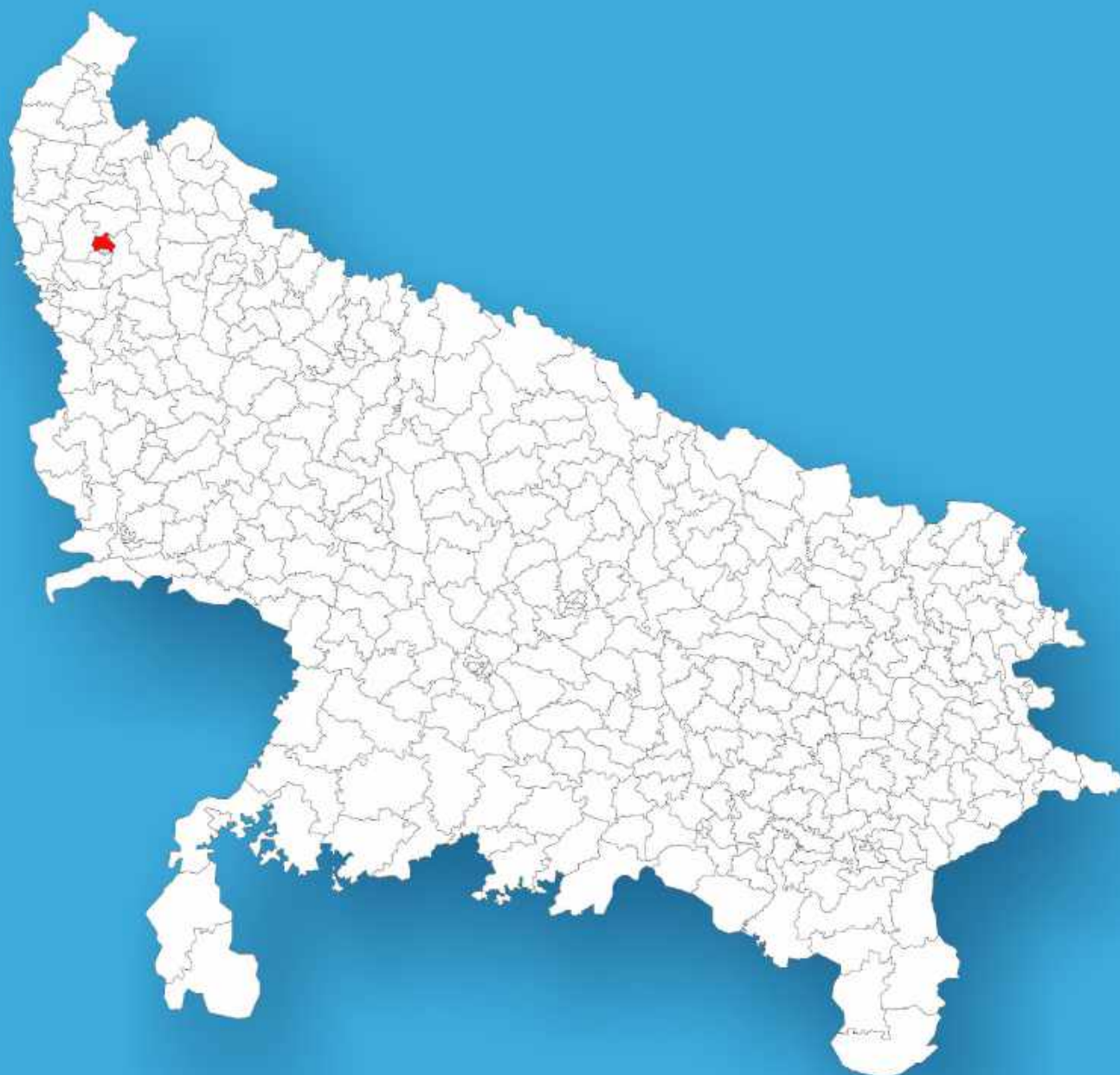




Uttar Pradesh

Assembly Factbook™

Meerut Cantt. Assembly Constituency

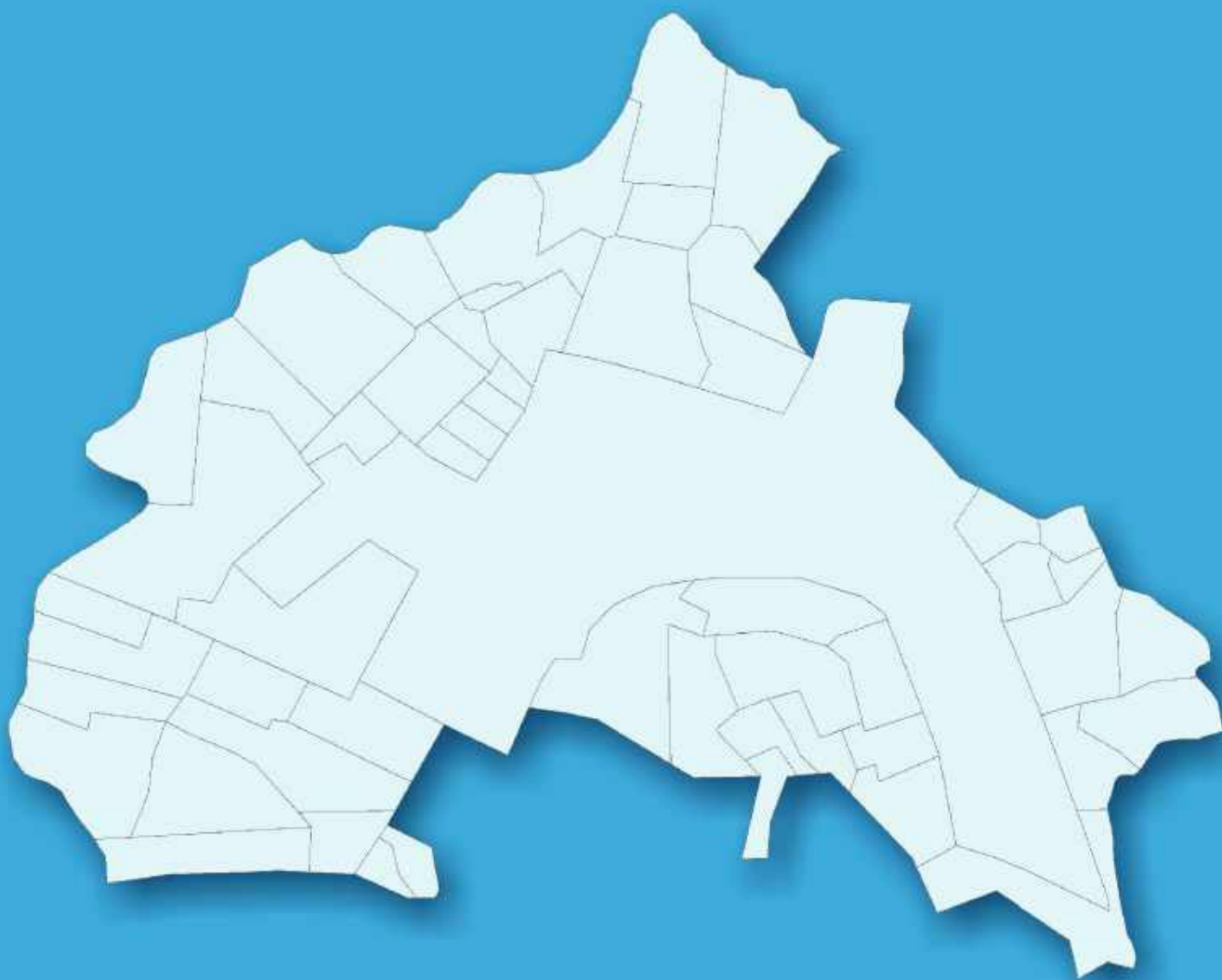


Key Electoral Data of Meerut Cantt.
Assembly Constituency (Vidhan Sabha)

Uttar Pradesh

Assembly Factbook™

Meerut Cantt. Assembly Constituency



Meerut Cantt. Vidhan Sabha

Editor & Director

Dr. R.K. Thukral

Research Editor

Dr. Shafeeq Rahman

**Compiled, Researched and Published by
Datanet India Pvt. Ltd.**

D-100, 1st Floor,

Okhla Industrial Area, Phase-I,

New Delhi- 110020.

Ph.: 91-11- 43580781-84

Email : support@indiastatpublications.com

Website : www.indiastatelections.com

Online Book Store :

www.indiastatpublications.com

Report No. : AFB/UP-047-0125

ISBN : 978-93-5822-395-8

First Edition : January, 2018

Eighth Updated Edition : January, 2025

Price : Rs.11500/-

US\$ 310

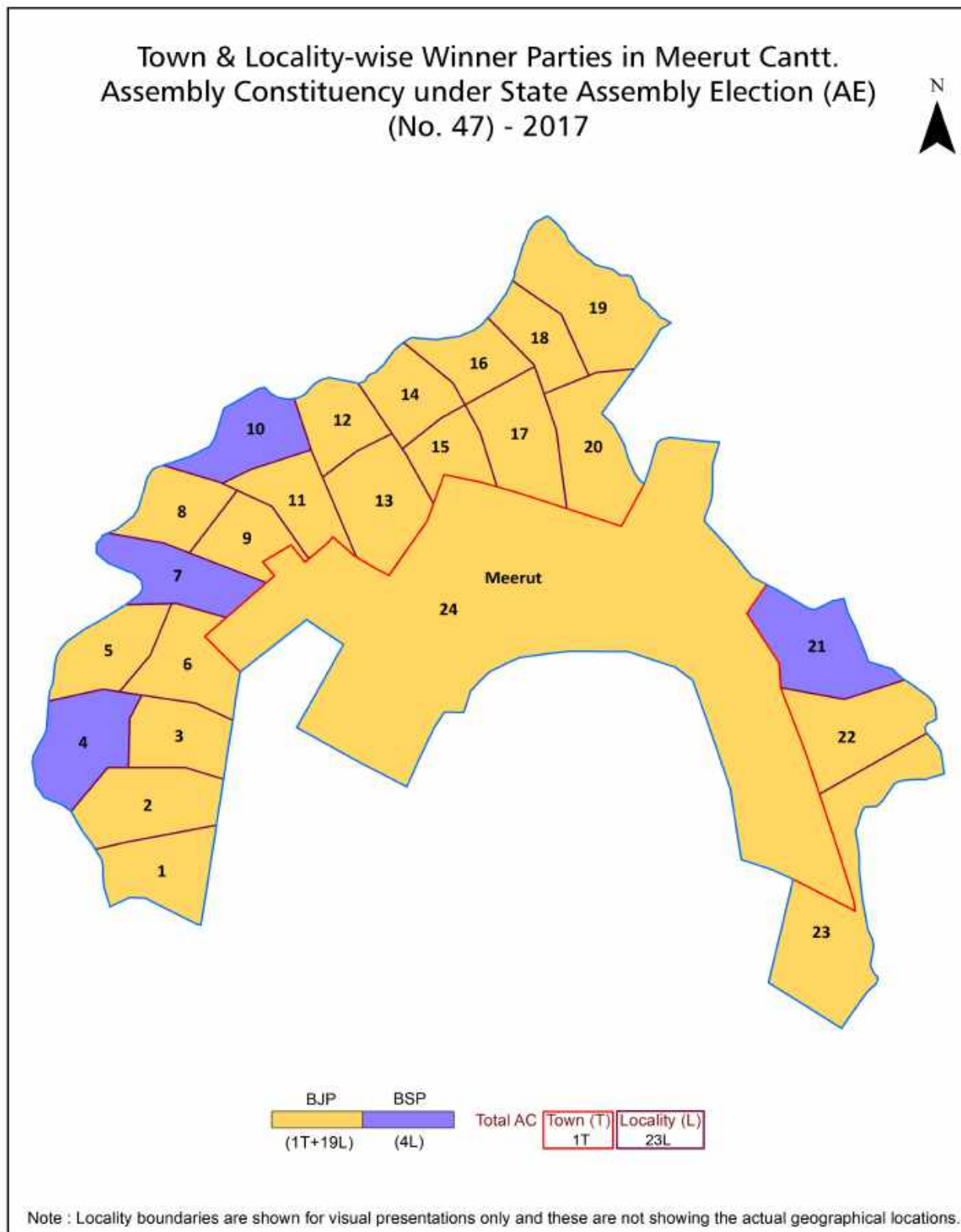
© Datanet India Pvt. Ltd.

All rights reserved. No part of this book may be reproduced, stored in a retrieval system or transmitted in any form or by any means, mechanical photocopying, photographing, scanning, recording or otherwise without the prior written permission of the publisher. Please refer to Disclaimer at page no. 294 for the use of this publication.

Printed in India

No.	Particulars	Page No.
	Introduction	
1	Assembly Constituency - (Vidhan Sabha) at a Glance Features of Assembly as per Delimitation Commission of India (2008)	1-2
	Location and Political Maps	
2	Location Map Boundaries of Assembly Constituency - (Vidhan Sabha) in District Boundaries of Assembly Constituency under Parliamentary Constituency - (Lok Sabha) Town & Locality-wise Winner Parties-2024, 2022, 2019, 2017, 2014, 2012 and 2009	3-11
	Administrative Setup (2011)	
3	District Sub-district Towns Villages Inhabited Villages Uninhabited Villages Village Panchayat Intermediate Panchayat	12
	Demographics (2011)	
4	Population Households Rural/Urban Population Sex Ratio (Total & 0-6 Years) Religious Population Social Population Literacy Rate	13-14
	Electoral Features	
5	Important Dates of Last Elections Held Electors by Gender Service Electors Voters Voters Turnout Polling Stations & Average Number of Electors per Polling Station Electors by Age Group Present Elected Representatives	15-20
	Historical Summary Election Results	
6	Vote Share of Major Parties Winning Margin (Number & Percentage) Polarity of Parties Summary Result of Assembly Segment of Parliamentary Election 2024, 2019, 2014, 2009, 2004 and 1999 Summary Result of Assembly Elections 2022, 2017, 2012, 2007, 2002, 1996, 1993, 1989, 1985, 1980, 1977, 1974, 1969, 1967, 1962 and 1957	21-46
	Polling Station Level Election Results	
7	Name and Number of Polling Station 2024, 2022, 2019, 2017, 2014, 2012 and 2009 Polling Station-wise Electors, Voters & Voters Turnout 2024, 2022, 2019, 2017, 2014, 2012 and 2009 Polling Station wise Elections Results 2024, 2022, 2019, 2017, 2014, 2012 and 2009	47-285
8	Panchayat and Local Bodies Election Results Urban Local Bodies Result 2012	286-287
	Share of Assembly Constituency	
9	Share of Assembly Constituency - (Vidhan Sabha) in State, District and Parliamentary Constituency - (Lok Sabha)	288
10	Abbreviation & Sources	290-293
11	Disclaimer	294

Location & Political Map

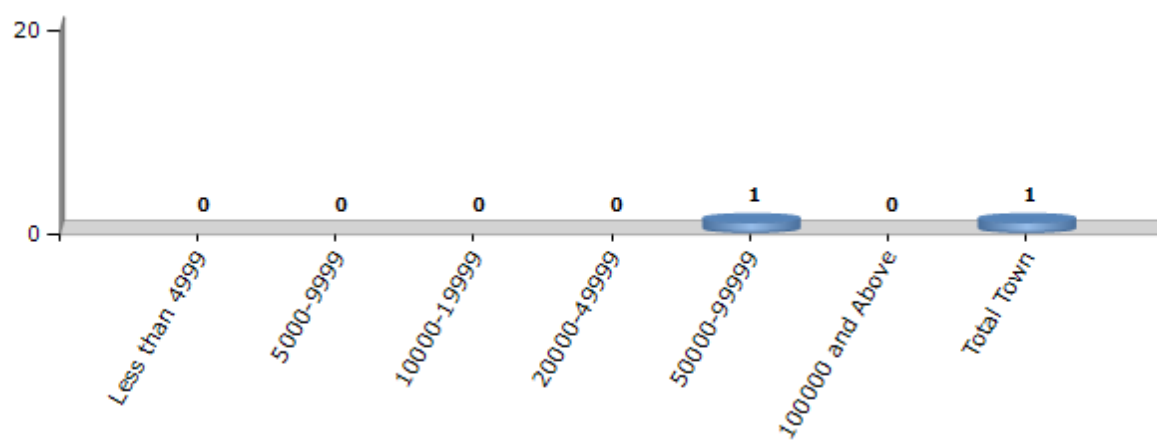


Demographics

Number of Towns by Population Size - 2011

Less than 4999	5000-9999	10000-19999	20000-49999	50000-99999	100000 and Above	Total Town
0	0	0	0	1	0	1

Number of Towns by Population Size - 2011



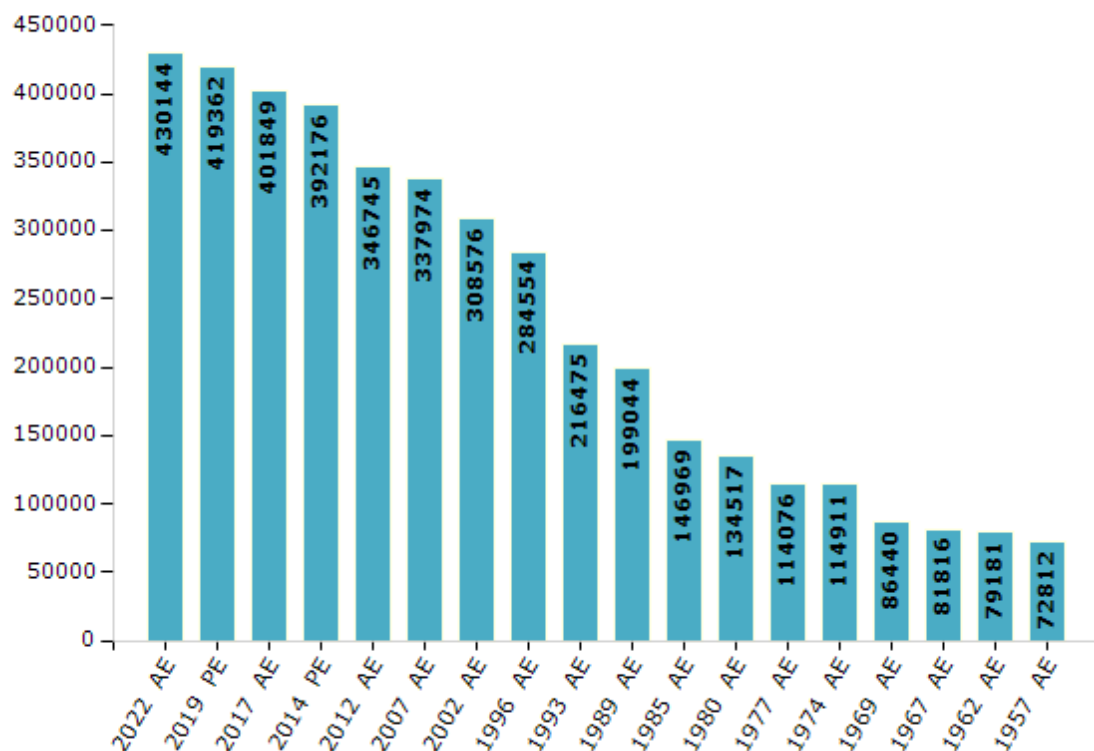
Electoral Features

Electors by Male & Female

Year	Male	Female	Others	Total
2022 AE	231692	198400	52	430144
2019 PE	226953	192357	52	419362
2017 AE	218175	183627	47	401849
2014 PE	213086	179044	46	392176
2012 AE	187824	158882	39	346745
2009 PE	-	-	-	-
2007 AE	180958	157016	-	337974
2004 PE	-	-	-	-
2002 AE	169723	138853	-	308576
1999 PE	-	-	-	-
1996 AE	158309	126245	-	284554
1993 AE	116769	99706	-	216475

Year	Male	Female	Others	Total
1991 AE	-	-	-	-
1989 AE	109161	89883	-	199044
1985 AE	81266	65703	-	146969
1980 AE	74092	60425	-	134517
1977 AE	62650	51426	-	114076
1974 AE	65245	49666	-	114911
1969 AE	47283	39157	-	86440
1967 AE	-	-	-	81816
1962 AE	-	-	-	79181
1957 AE	-	-	-	72812
1952 AE	-	-	-	-

Number of Electors



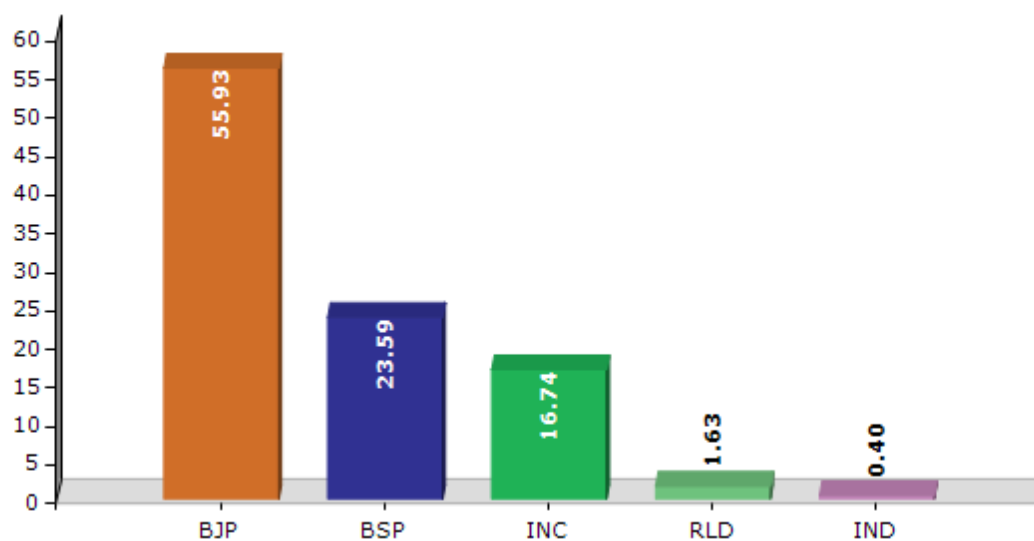
Note : AE : Assembly Election, PE : Assembly Segment of Parliamentary Election

Historical Summary Election Results

Summary Result of Assembly Election - 2017

Candidate Name	Party	Votes	Votes %
Satya Prakash Agarwal	BJP	132518	55.93
Satendra Solanki	BSP	55899	23.59
Ramesh Dhingra	INC	39650	16.74
Sanjeev Dhama	RLD	3851	1.63
Vinod Chaudhary Urf Vinod Kumar	IND	950	0.4
Pradeep Sharma	IND	617	0.26
Sanjay Verma	BHATARSP	610	0.26
Dr. Naresh Chandra	IND	394	0.17
Krishan Kumar	HND	332	0.14
Mohd Firoz	PECP	285	0.12
Jile Singh	SHS	254	0.11
V. P. Singh	BMUP	205	0.09
Satish Chand	BLSP	149	0.06
Lokesh Nyayi	UDFS	102	0.04
	NOTA	1110	0.47

Votes Percentage of Top Parties - 2017



Polling Station Level Election Results

Number and Name of Polling Stations (PS) (2022)

Number of Polling Stations	Name of Polling Stations	Number of Polling Stations	Name of Polling Stations
1	Prathmik . Vidhalya. Jatoli Room No 1	22	Police Morden School Room No 5 P.A.C Roshan Pur Dorali
2	Prathmik . Vidhalya. Jatoli Room No 2	23	Dayawati Modi International School Modipuram Meerut
3	Prathmik . Vidhalya. Jatoli Room No 3	24	Dayawati Modi International School Modipuram Room No 2 Meerut
4	Prathmik . Vidhalya. Jatoli Room No 4	25	Dayawati Modi International School Modipuram Room No 3
5	Prathmik . Vidhalya. Jatoli Room No 5	26	Dayawati Modi International School Modipuram Room No 4
6	Kanya . Ucch Prathmik Vidhalya Roshan Pur Daurli Room No 1	27	Dayawati Modi International School Modipuram Room No 5
7	Kanya . Ucch Prathmik Vidhalya Roshan Pur Daurli Room No 2	28	D.M.A First Modipuram Room No 1
8	Kanya . Ucch Prathmik Vidhalya Roshan Pur Daurli Room No 3	29	D.M.A First Modipuram Room No 2
9	Kuber Public School Roshan Pur Daurli R.M 1	30	D.M.A First Modipuram Room No 3
10	Kuber Public School Roshan Pur Daurli R.M 2	31	Community Hall Pallavpuram Phase 1 Uttari Bhag
11	Prathmik . Vidhalya Roshan Pur Daurli Room No 1	32	Community Hall Pallavpuram Phase 1 Dakshni Bhag
12	Prathmik . Vidhalya Roshan Pur Daurli Room No 2	33	Karyalaya Adhishasi Abhyanta Keshtra Jal .S.Phase 1 Pallavpuram Room No 1
13	Shahid Bhagat Singh Inter College Roshan Pur Daurli Room No 1	34	Karyalaya Adhishasi Abhyanta Keshtra Jal .S.Phase 1 Pallavpuram Room No 2
14	Shahid Bhagat Singh Inter College Roshan Pur Daurli Room No 2	35	J.S Academy Phase 1 Pallavpuram Room No 1
15	Shahid Bhagat Singh Inter College Roshan Pur Daurli Room No 3	36	J.S Academy Phase 1 Pallavpuram Room No 2
16	Prathmik . Vidhalya P.A.C Roshan Pur Daurli Room No 1	37	Sah . Prabandhan Prashikshan Kendra Pallavpuram Phase 1 F Pocket Room No 1
17	Prathmik . Vidhalya P.A.C Roshan Pur Daurli Room No 2	38	Sah. Prabandhan Kendra Pallapuram Phase 1 F Pocket Room No 2
18	Police Morden School Room No 1 P.A.C Roshan Pur Dorali	39	Sah. Prabandhan Kendra Pallapuram Phase 1 F Pocket Room No 3
19	Police Morden School Room No 2 P.A.C Roshan Pur Dorali	40	Sah. Prabandhan Kendra Pallapuram Phase 1 F Pocket Room No 4
20	Police Morden School Room No 3 P.A.C Roshan Pur Dorali	41	Heritage P. Sch . Pallavpuram Phase 2 Room No 1
21	Police Morden School Room No 4 P.A.C Roshan Pur Dorali	42	Heritage P. Sch . Pallavpuram Phase 2 Room No 2

Contd....

Polling Station Level Election Results

Polling Station-wise Votes Secured by Overall Top Five Parties in Meerut Cantt. Assembly in Assembly Election (AE) under Meerut Parliamentary Constituency in Uttar Pradesh (2022)

Number of Polling Station	Winner - Amit Agarwal (BJP)	Runner-up - Manisha Ahlawat (RLD)	3rd - Amit Sharma (BSP)	4th - Avnish Kajla (INC)	5th - Madan Singh Maan (AAP)	NOTA	Other	Total Votes Secured
36	158	18	0	4	1	0	3	184
37	361	48	6	14	0	0	0	429
38	579	98	8	13	6	3	3	710
39	316	45	8	4	1	1	3	378
40	580	100	26	17	1	7	13	744
41	315	354	24	14	3	0	6	716
42	501	71	10	6	3	5	0	596
43	362	70	9	16	2	1	5	465
44	358	68	11	14	3	2	2	458
45	518	98	44	13	2	2	1	678
46	456	78	90	17	1	5	10	657
47	496	122	17	9	4	2	2	652
48	354	42	23	9	1	0	3	432
49	326	36	18	7	0	3	1	391
50	289	29	9	3	1	2	0	333
51	351	40	17	13	0	0	2	423
52	241	39	7	7	3	1	0	298
53	251	37	5	2	2	2	1	300
54	477	60	4	11	9	0	0	561
55	344	69	4	4	2	1	1	425
56	501	85	10	3	0	3	1	603
57	322	237	111	6	1	2	8	687
58	105	54	309	2	1	0	13	484
59	102	203	50	3	0	3	4	365
60	145	59	212	3	0	1	5	425
61	155	40	182	4	1	0	7	389
62	179	60	233	17	5	3	8	505
63	131	39	255	9	4	2	3	443
64	229	137	102	7	2	5	6	488
65	228	66	103	17	14	0	7	435
66	450	62	44	7	7	3	5	578
67	540	40	29	21	4	0	0	634
68	313	22	169	7	3	0	7	521
69	160	37	268	10	5	1	13	494
70	133	34	10	19	4	0	1	201

Contd....

Polling Station Level Election Results

Winner, Runner-up and 3rd Party Position & Winning Margin According to Polling Stations in Meerut Cantt. Assembly in Assembly Election (AE) under Meerut Parliamentary Constituency in Uttar Pradesh (2022)

Polling Station Number	Winner Party	Winner Votes (%)	Runner-up Party	Runner-up Votes (%)	Winning Margin Votes (%)	Third Party	Third Party Votes (%)	Other Votes (%)
71	BJP	337 (50.98)	RLD	258 (39.03)	79 (11.95)	BSP	47 (7.11)	19 (2.87)
72	BJP	386 (72.56)	RLD	94 (17.67)	292 (54.89)	BSP	26 (4.89)	26 (4.89)
73	BJP	375 (79.28)	RLD	54 (11.42)	321 (67.86)	BSP	17 (3.59)	27 (5.71)
74	BJP	422 (75.9)	RLD	89 (16.01)	333 (59.89)	BSP	24 (4.32)	21 (3.78)
75	BJP	492 (74.89)	RLD	109 (16.59)	383 (58.3)	BSP	24 (3.65)	32 (4.87)
76	BJP	458 (77.76)	RLD	95 (16.13)	363 (61.63)	BSP	15 (2.55)	21 (3.57)
77	BJP	472 (78.67)	RLD	100 (16.67)	372 (62)	AAP	8 (1.33)	20 (3.33)
78	BJP	401 (73.85)	RLD	94 (17.31)	307 (56.54)	BSP	25 (4.6)	23 (4.24)
79	BJP	469 (80.45)	RLD	54 (9.26)	415 (71.19)	BSP	38 (6.52)	22 (3.77)
80	BJP	317 (46.48)	RLD	221 (32.4)	96 (14.08)	BSP	126 (18.48)	18 (2.64)
81	BJP	541 (69.36)	RLD	169 (21.67)	372 (47.69)	BSP	45 (5.77)	25 (3.21)
82	BJP	360 (48.91)	RLD	282 (38.32)	78 (10.59)	BSP	72 (9.78)	22 (2.99)
83	BJP	349 (49.09)	RLD	256 (36.01)	93 (13.08)	BSP	80 (11.25)	26 (3.66)
84	BJP	285 (46.72)	RLD	282 (46.23)	3 (0.49)	BSP	18 (2.95)	25 (4.1)
85	BJP	528 (72.43)	RLD	128 (17.56)	400 (54.87)	BSP	44 (6.04)	29 (3.98)
86	BJP	417 (82.74)	RLD	54 (10.71)	363 (72.03)	BSP	26 (5.16)	7 (1.39)
87	BJP	276 (71.69)	RLD	75 (19.48)	201 (52.21)	BSP	24 (6.23)	10 (2.6)
88	BJP	280 (71.43)	RLD	75 (19.13)	205 (52.3)	BSP	21 (5.36)	16 (4.08)
89	BJP	302 (72.6)	RLD	66 (15.87)	236 (56.73)	BSP	32 (7.69)	16 (3.85)
90	BSP	299 (46.36)	RLD	173 (26.82)	126 (19.54)	BJP	148 (22.95)	25 (3.88)
91	BJP	360 (71.29)	RLD	75 (14.85)	285 (56.44)	BSP	46 (9.11)	24 (4.75)
92	BJP	419 (69.14)	RLD	89 (14.69)	330 (54.45)	BSP	71 (11.72)	27 (4.46)
93	BJP	440 (73.33)	RLD	96 (16)	344 (57.33)	BSP	44 (7.33)	20 (3.33)
94	BJP	394 (71.12)	RLD	80 (14.44)	314 (56.68)	BSP	58 (10.47)	22 (3.97)
95	BJP	533 (79.43)	RLD	93 (13.86)	440 (65.57)	BSP	24 (3.58)	21 (3.13)
96	BJP	424 (72.6)	RLD	96 (16.44)	328 (56.16)	BSP	43 (7.36)	21 (3.6)
97	BJP	387 (82.69)	RLD	50 (10.68)	337 (72.01)	BSP	26 (5.56)	5 (1.07)
98	BJP	220 (41.43)	BSP	208 (39.17)	12 (2.26)	RLD	70 (13.18)	33 (6.21)
99	BJP	192 (48.24)	BSP	142 (35.68)	50 (12.56)	RLD	50 (12.56)	14 (3.52)
100	BJP	423 (78.48)	RLD	98 (18.18)	325 (60.3)	BSP	6 (1.11)	12 (2.23)
101	BJP	405 (81.49)	RLD	73 (14.69)	332 (66.8)	BSP	10 (2.01)	9 (1.81)
102	BJP	516 (74.03)	RLD	158 (22.67)	358 (51.36)	BSP	10 (1.43)	13 (1.87)
103	BJP	330 (63.22)	BSP	96 (18.39)	234 (44.83)	RLD	77 (14.75)	19 (3.64)
104	BJP	403 (70.33)	RLD	102 (17.8)	301 (52.53)	BSP	56 (9.77)	12 (2.09)
105	BSP	300 (59.17)	BJP	151 (29.78)	149 (29.39)	RLD	40 (7.89)	16 (3.16)

Contd....

DISCLAIMER

The Terms of Use and Disclaimer of Datanet India Private Limited (hereinafter referred to as "Datanet") for use of this analysis report of **Meerut Cantt. Assembly Constituency (Meerut Cantt. Vidhan Sabha)** :-

1. **Assembly Factbook™** is a Registered Trade Mark owned by Datanet.
2. All the maps are sketched and graphical representation only and have not been drawn to the scale and also not to represent the actual geographical area or boundary of the unit.
3. The data for the aforesaid analysis is based on authentic sources and has been culled from the various publications of Census, CSO and NSSO for district and block level data, various central and state government departments, Central & State Elections Commissions and the concerned Returning Officers' releases, Electoral Rolls, Election results and allied publications, internal assessment, surveys, estimates and analysis. Therefore, certain adjustment of data at micro level may have been done to arrive closer to the macro data.
4. Data have been provided on an "As Is" and "As AVAILABLE" basis
5. The colours shown in the maps or diagram and charts of a particular party, alliance or AC are indicative and do not represent them.
6. This publication which includes maps, sheets, graphs and data would be the property under copyright of Datanet only. The user may use these for its internal study, analysis and research purposes. It's public display, re-selling or any commercial uses by the user are not allowed.
7. Datanet has taken due care and caution in compilation and processing of data and allied information, but does not guarantee the accuracy, adequacy or completeness of any information/analysis and will be not responsible for any errors or omissions or for the results obtained from the use of such information/analysis.
8. All the contents for the publication have been culled from various authentic sources and Datanet reasonably believes such sources to be reliable, but does not make any representations, express or implied as to the accuracy or fitness of use of such information. The information or contents of the information/analysis do not constitute advice and should not be relied upon in making (or refraining from making) any decision. Any reliance placed upon the information provided by Datanet is the sole responsibility and strictly at the user's risk.
9. In no event will Datanet be liable for any damages (including, without limitation, damages for loss of business projects, or loss of profits) arising in contract, tort or otherwise from the use of or inability to use any of its contents, or from any action taken (or refrained from being taken) as a result of using the analysis or any of its contents. Datanet its directors, owners, editors, officials, employees, distributor and agents or any associate will not be liable for any errors in the information contained or any consequences arising from the use of the contents of the provided information/analysis.
10. If any provision of these terms and conditions is held invalid or illegal or unenforceable for any reason by any court of competent jurisdiction, such provision shall be severed and the remainder of provisions of the terms and conditions shall continue in full force and effect as if the Term of Use had been executed with the invalid, illegal or unenforceable provision eliminated.
11. If there are any discrepancies in the information provided, please bring it to attention of Datanet for suitable rectification measures.

Buy Online This Complete Book At
Datanet India eBooks Store

www.indiastatpublications.com

or go directly at

[http://www.indiastatpublications.com/
Assembly_factbook/Uttar Pradesh/Meerut/ Meerut_Cantt.](http://www.indiastatpublications.com/Assembly_factbook/Uttar%20Pradesh/Meerut/Meerut_Cantt.)

 **india**stat**elections**

ISBN : 978-93-5822-395-8



9 789358 223958