



Uttar Pradesh

Assembly Factbook™

Varanasi South Assembly Constituency

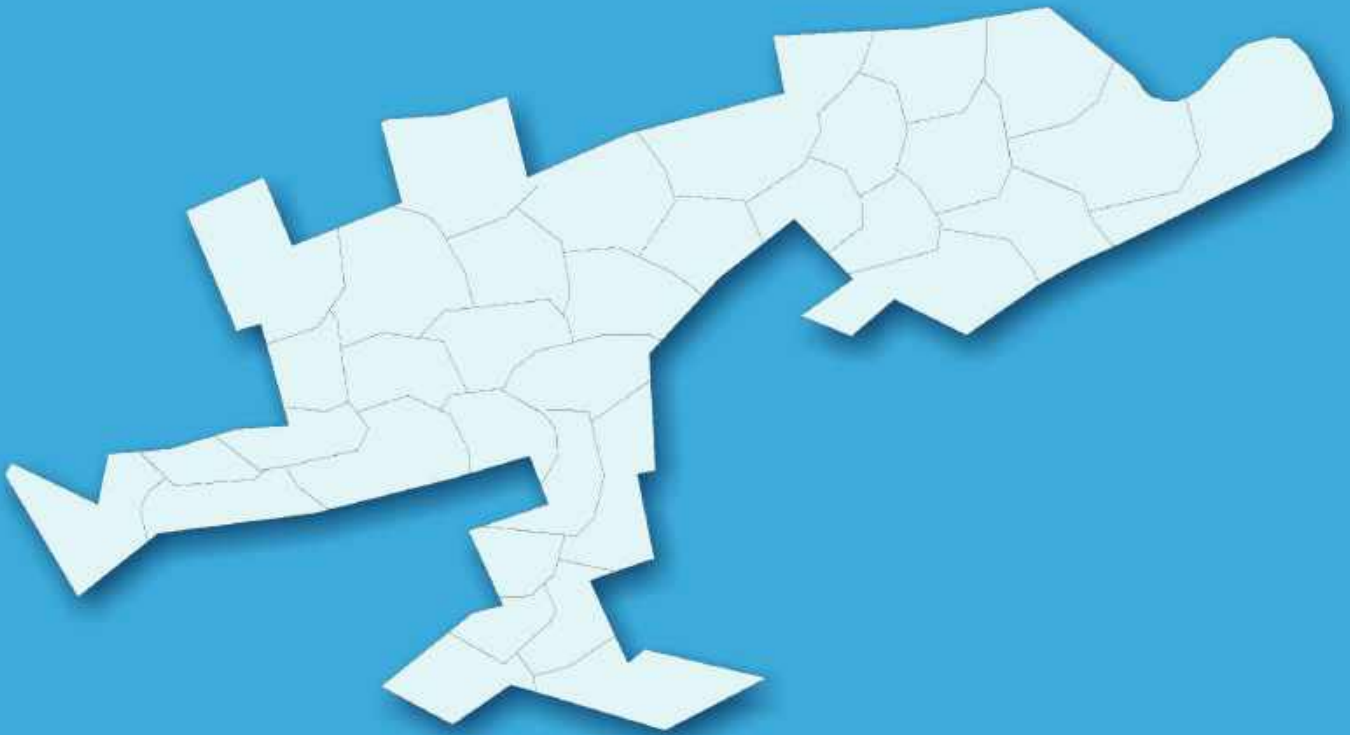


Key Electoral Data of Varanasi South
Assembly Constituency (Vidhan Sabha)

Uttar Pradesh

Assembly Factbook™

Varanasi South Assembly Constituency



Varanasi South Vidhan Sabha

Editor & Director

Dr. R.K. Thukral

Research Editor

Dr. Shafeeq Rahman

**Compiled, Researched and Published by
Datanet India Pvt. Ltd.**

D-100, 1st Floor,

Okhla Industrial Area, Phase-I,

New Delhi- 110020.

Ph.: 91-11- 43580781-84

Email : support@indiastatpublications.com

Website : www.indiastatelections.com

Online Book Store :

www.indiastatpublications.com

Report No. : AFB/UP-389-0125

ISBN : 978-93-5822-120-6

First Edition : January, 2018

Eighth Updated Edition : January, 2025

Price : Rs.11500/-

US\$ 310

© Datanet India Pvt. Ltd.

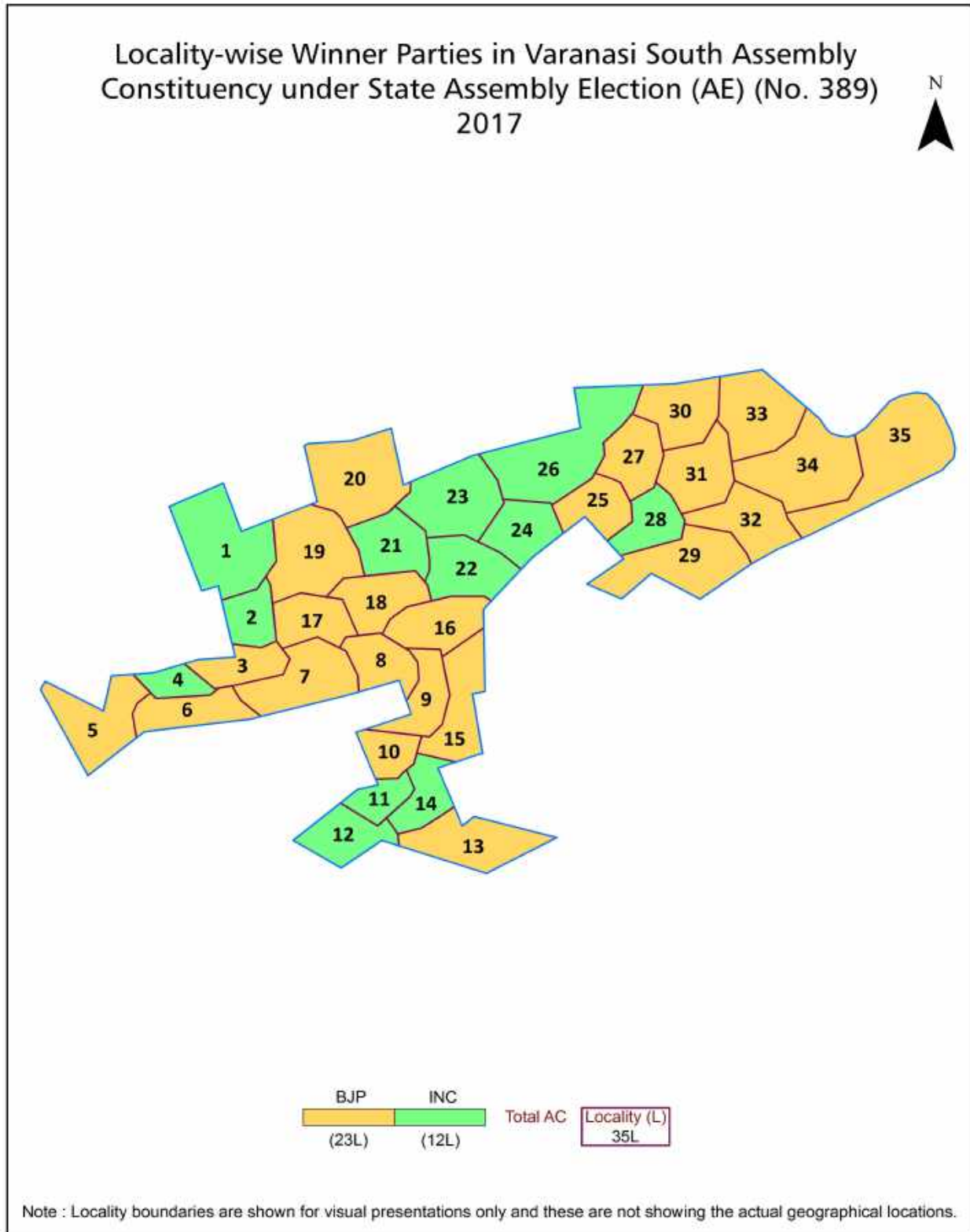
All rights reserved. No part of this book may be reproduced, stored in a retrieval system or transmitted in any form or by any means, mechanical photocopying, photographing, scanning, recording or otherwise without the prior written permission of the publisher. Please refer to Disclaimer at page no. 239 for the use of this publication.

Printed in India

Contents

No.	Particulars	Page No.
	Introduction	
1	Assembly Constituency - (Vidhan Sabha) at a Glance Features of Assembly as per Delimitation Commission of India (2008)	1-2
	Location and Political Maps	
2	Location Map Boundaries of Assembly Constituency - (Vidhan Sabha) in District Boundaries of Assembly Constituency under Parliamentary Constituency - (Lok Sabha) Locality-wise Winner Parties-2024, 2022, 2019, 2017, 2014, 2012 and 2009	3-11
	Administrative Setup (2011)	
3	District Sub-district Towns Villages Inhabited Villages Uninhabited Villages Village Panchayat Intermediate Panchayat	12
	Demographics (2011)	
4	Population Households Rural/Urban Population Sex Ratio (Total & 0-6 Years) Religious Population Social Population Literacy Rate	13
	Electoral Features	
5	Important Dates of Last Elections Held Electors by Gender Service Electors Voters Voters Turnout Polling Stations & Average Number of Electors per Polling Station Electors by Age Group Present Elected Representatives	14-19
	Historical Summary Election Results	
6	Vote Share of Major Parties Winning Margin (Number & Percentage) Polarity of Parties Summary Result of Assembly Segment of Parliamentary Election 2024, 2019, 2014, 2009, 2004 and 1999 Summary Result of Assembly Elections 2022, 2017, 2012, 2007, 2002, 1996, 1993, 1991, 1989, 1985, 1980, 1977, 1974, 1969, 1967, 1962 and 1957	20-46
	Polling Station Level Election Results	
7	Name and Number of Polling Station 2024, 2022, 2019, 2017, 2014, 2012 and 2009 Polling Station-wise Electors, Voters & Voters Turnout 2024, 2022, 2019, 2017, 2014, 2012 and 2009 Polling Station wise Elections Results 2024, 2022, 2019, 2017, 2014, 2012 and 2009	47-232
	Share of Assembly Constituency	
8	Share of Assembly Constituency - (Vidhan Sabha) in State, District and Parliamentary Constituency - (Lok Sabha)	233
9	Abbreviation & Sources	235-238
10	Disclaimer	239

Location & Political Map

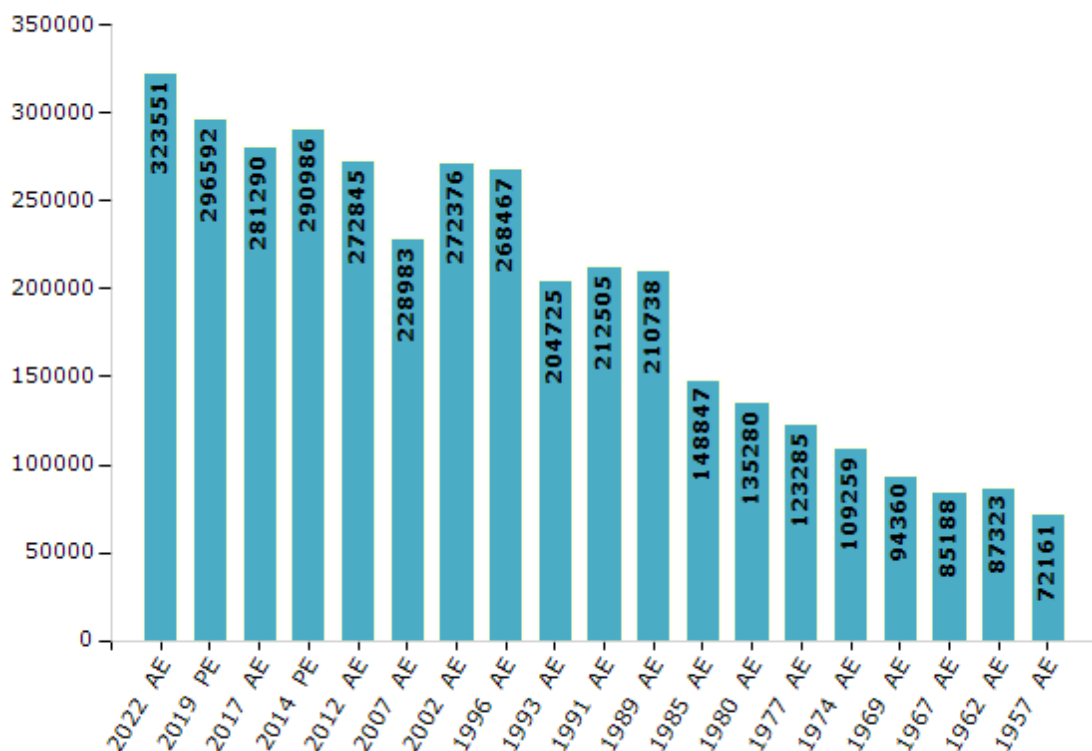


Electoral Features

Electors by Male & Female

Year	Male	Female	Others	Total	Year	Male	Female	Others	Total
2022 AE	178104	145415	32	323551	1991 AE	117067	95438	-	212505
2019 PE	164969	131608	15	296592	1989 AE	115909	94829	-	210738
2017 AE	157497	123777	16	281290	1985 AE	82364	66483	-	148847
2014 PE	163130	127840	16	290986	1980 AE	72243	63037	-	135280
2012 AE	151589	121256	0	272845	1977 AE	63241	60044	-	123285
2009 PE	-	-	-	-	1974 AE	61186	48073	-	109259
2007 AE	126437	102546	-	228983	1969 AE	52417	41943	-	94360
2004 PE	-	-	-	-	1967 AE	-	-	-	85188
2002 AE	151214	121162	-	272376	1962 AE	-	-	-	87323
1999 PE	-	-	-	-	1957 AE	-	-	-	72161
1996 AE	148796	119671	-	268467	1952 AE	-	-	-	-
1993 AE	106651	98074	-	204725					

Number of Electors



Note : AE : Assembly Election, PE : Assembly Segment of Parliamentary Election

Historical Summary Election Results

Summary Result of Assembly Election - 2017

Candidate Name	Party	Votes	Votes %
Dr. Neelkanth Tiwari	BJP	92560	51.76
Rajesh Mishra	INC	75334	42.12
Rakesh Tripathi	BSP	5922	3.31
Satish Kumar Agrahari	IND	844	0.47
Rubi Fatma	IND	799	0.45
Shivnath Yadav	CPM	740	0.41
Mu. Musa Ansari	IND	464	0.26
Ritika Rani	RKSP	319	0.18
Haji Haris Maouz Rajbee	PECP	259	0.14
Royal Ajeet Singh	IND	225	0.13
Vimlesh Kumar Sharma	MADP	196	0.11
Parvez Quadir Khan	IND	188	0.11
Abhishek Kumar Singh	JANADIP	127	0.07
Kishan Seth	IND	120	0.07
Priya Agrawal	MAJP	106	0.06
Narendra Nath Dubey Adig	BHAKALP	91	0.05
Imran	VIP	86	0.05
	NOTA	457	0.26

Polling Station Level Election Results

Number and Name of Polling Stations (PS) (2022)

Number of Polling Stations	Name of Polling Stations	Number of Polling Stations	Name of Polling Stations
1	Basic Prathmik Pathshala Kamalgaraha R.No.1	22	Basic Prathmik Pathshala Gopalbada R.No.4
2	Basic Prathmik Pathshala Kamalgaraha R.No.2	23	Basic Prathmik Pathshala Ousanganj R.No.1
3	Basic Prathmik Pathshala Kamalgaraha R.No.3	24	Basic Prathmik Pathshala Ousanganj R.No.2
4	Basic Prathmik Pathshala Kamalgaraha R.No.4	25	Kamalakar.Chaubey Adarsh Sewa Vidhyalay Inter Coll
5	New Jaihind Public School Kamalgarha R.No.1	26	Kamalakar.Chaubey Adarsh Sewavidhyalay Inter Coll
6	New Jaihind Public School Kamalgarha R.No.2	27	D.A.V. Inter College Navapura R.No.1
7	Madarsa Mataluloom Kamalgarha (Slatter House) R	28	D.A.V. Inter College Navapura R.No.2
8	Madarsa Mataluloom Kamalgarha (Slatter House) R	29	D.A.V. Inter College Navapura R.No.3
9	Madarsa Mataluloom Kamalgarha (Slatter House) R	30	D.A.V. Inter College Navapura R.No.4
10	Madarsa Mataluloom Kamalgarha (Slatter House) R	31	D.A.V. Inter College Navapura R.No.5
11	Madarsa Mataluloom Kamalgarha (Slatter House) R	32	D.A.V. Inter College Navapura R.No.6
12	Basic Prathmik Pathshala Chhohara R.No.1	33	D.A.V. Inter College Navapura R.No.7
13	Basic Prathmik Pathshala Chhohara R.No.2	34	D.A.V. Digree College Navapura R.No.1
14	Basic Prathmik Pathshala Chhohara R.No.3	35	D.A.V. Digree College Navapura R.No.2
15	Basic Prathmik Pathshala Chhohara R.No.4	36	D.A.V. Digree College Navapura R.No.3
16	Madarsa Mataulum Jaitpura R.No.1	37	D.A.V. Digree College Navapura R.No.4
17	Madarsa Mataulum Jaitpura R.No.2	38	Junior High School Kabirchaura R.No.1
18	Madarsa Mataulum Jaitpura R.No.3	39	Junior High School Kabirchaura R.No.2
19	Basic Prathmik Pathshala Gopalbada R.No.1	40	Junior High School Kabirchaura R.No.3
20	Basic Prathmik Pathshala Gopalbada R.No.2	41	Junior High School Kabirchaura R.No.4
21	Basic Prathmik Pathshala Gopalbada R.No.3	42	Junior High School Kabirchaura R.No.5

Contd....

Polling Station Level Election Results

Polling Station-wise Votes Secured by Overall Top Five Parties in Varanasi South Assembly in Assembly Election (AE) under Varanasi Parliamentary Constituency in Uttar Pradesh (2022)

Number of Polling Station	Winner - Dr. Neelkanth Tiwari (BJP)	Runner-up - Kameshwar Alias Kishan Dixit (SP)	3rd - Mudita Kapoor (INC)	4th - Dinesh Kasaudhan (BSP)	5th - Ajeet Singh (AAP)	NOTA	Other	Total Votes Secured
36	538	141	6	2	2	6	3	698
37	471	89	4	2	2	2	4	574
38	425	83	6	1	2	3	7	527
39	372	79	5	5	1	3	1	466
40	503	98	17	1	2	3	5	629
41	498	117	14	2	2	6	3	642
42	454	64	4	2	0	1	0	525
43	302	129	5	1	0	3	3	443
44	329	106	4	3	3	2	4	451
45	452	84	10	8	1	2	3	560
46	433	99	5	0	4	2	1	544
47	386	91	3	1	1	3	4	489
48	384	97	7	0	3	4	6	501
49	510	104	7	2	7	3	4	637
50	432	210	7	1	1	9	3	663
51	378	188	4	0	1	3	2	576
52	338	313	10	4	5	1	3	674
53	388	173	5	3	1	2	3	575
54	339	129	11	103	11	11	40	644
55	369	72	13	11	1	4	9	479
56	531	91	8	1	3	4	1	639
57	547	93	3	1	0	4	1	649
58	631	106	18	2	1	6	4	768
59	347	131	5	0	2	0	3	488
60	404	96	4	0	3	2	3	512
61	303	118	3	2	0	4	5	435
62	461	109	9	1	0	4	2	586
63	323	109	5	2	0	1	0	440
64	271	83	3	0	2	2	1	362
65	269	168	7	2	0	2	3	451
66	78	551	4	1	0	2	0	636
67	365	237	8	3	1	2	5	621
68	733	114	17	1	0	5	0	870
69	100	204	3	0	1	1	0	309
70	112	275	5	6	0	2	5	405

Contd....

Polling Station Level Election Results

Winner, Runner-up and 3rd Party Position & Winning Margin According to Polling Stations in Varanasi South Assembly in Assembly Election (AE) under Varanasi Parliamentary Constituency in Uttar Pradesh (2022)

Polling Station Number	Winner Party	Winner Votes (%)	Runner-up Party	Runner-up Votes (%)	Winning Margin Votes (%)	Third Party	Third Party Votes (%)	Other Votes (%)
71	BJP	493 (89.64)	SP	50 (9.09)	443 (80.55)	INC	5 (0.91)	2 (0.36)
72	BJP	250 (55.56)	SP	194 (43.11)	56 (12.45)	BSP	3 (0.67)	3 (0.67)
73	SP	285 (53.27)	BJP	232 (43.36)	53 (9.91)	INC	12 (2.24)	6 (1.12)
74	BJP	594 (76.15)	SP	144 (18.46)	450 (57.69)	INC	13 (1.67)	29 (3.72)
75	BJP	525 (81.4)	SP	89 (13.8)	436 (67.6)	INC	19 (2.95)	12 (1.86)
76	BJP	591 (83.12)	SP	95 (13.36)	496 (69.76)	INC	12 (1.69)	13 (1.83)
77	SP	146 (54.89)	BJP	114 (42.86)	32 (12.03)	BSP	3 (1.13)	3 (1.13)
78	SP	327 (67.56)	BJP	143 (29.55)	184 (38.01)	INC	6 (1.24)	8 (1.65)
79	BJP	465 (79.49)	SP	107 (18.29)	358 (61.2)	INC	5 (0.85)	8 (1.37)
80	BJP	417 (76.09)	SP	83 (15.15)	334 (60.94)	INC	24 (4.38)	24 (4.38)
81	BJP	268 (49.91)	SP	250 (46.55)	18 (3.36)	INC	9 (1.68)	10 (1.86)
82	BJP	386 (56.35)	SP	284 (41.46)	102 (14.89)	AIMIM	6 (0.88)	9 (1.31)
83	BJP	251 (65.88)	SP	121 (31.76)	130 (34.12)	BSP	3 (0.79)	6 (1.57)
84	SP	451 (86.9)	BJP	49 (9.44)	402 (77.46)	BSP	6 (1.16)	13 (2.5)
85	SP	302 (70.23)	BJP	108 (25.12)	194 (45.11)	INC	7 (1.63)	13 (3.02)
86	BJP	343 (65.33)	SP	169 (32.19)	174 (33.14)	INC	4 (0.76)	9 (1.71)
87	BJP	508 (77.68)	SP	122 (18.65)	386 (59.03)	BSP	8 (1.22)	16 (2.45)
88	BJP	425 (69.11)	SP	170 (27.64)	255 (41.47)	INC	10 (1.63)	10 (1.63)
89	SP	474 (83.01)	BJP	86 (15.06)	388 (67.95)	INC	3 (0.53)	8 (1.4)
90	SP	486 (88.85)	BJP	40 (7.31)	446 (81.54)	INC	8 (1.46)	13 (2.38)
91	BJP	384 (67.13)	SP	169 (29.55)	215 (37.58)	INC	8 (1.4)	11 (1.92)
92	BJP	499 (77.85)	SP	119 (18.56)	380 (59.29)	INC	12 (1.87)	11 (1.72)
93	BJP	418 (71.94)	SP	134 (23.06)	284 (48.88)	INC	15 (2.58)	14 (2.41)
94	BJP	417 (71.04)	SP	146 (24.87)	271 (46.17)	INC	15 (2.56)	9 (1.53)
95	SP	528 (89.95)	BJP	48 (8.18)	480 (81.77)	INC	7 (1.19)	4 (0.68)
96	SP	362 (64.99)	BJP	186 (33.39)	176 (31.6)	INC	4 (0.72)	5 (0.9)
97	SP	346 (73.31)	BJP	116 (24.58)	230 (48.73)	AIMIM	3 (0.64)	7 (1.48)
98	BJP	421 (69.7)	SP	157 (25.99)	264 (43.71)	INC	14 (2.32)	12 (1.99)
99	BJP	412 (78.03)	SP	97 (18.37)	315 (59.66)	INC	8 (1.52)	11 (2.08)
100	BJP	467 (78.89)	SP	106 (17.91)	361 (60.98)	INC	11 (1.86)	8 (1.35)
101	SP	523 (97.21)	BJP	12 (2.23)	511 (94.98)	INC	2 (0.37)	1 (0.19)
102	BJP	308 (69.06)	SP	129 (28.92)	179 (40.14)	INC	4 (0.9)	5 (1.12)
103	BJP	286 (70.44)	SP	111 (27.34)	175 (43.1)	INC	5 (1.23)	4 (0.99)
104	BJP	511 (73.31)	SP	170 (24.39)	341 (48.92)	INC	7 (1)	9 (1.29)
105	SP	447 (70.39)	BJP	178 (28.03)	269 (42.36)	INC	3 (0.47)	7 (1.1)

Contd....

DISCLAIMER

The Terms of Use and Disclaimer of Datanet India Private Limited (hereinafter referred to as "Datanet") for use of this analysis report of **Varanasi South Assembly Constituency (Varanasi South Vidhan Sabha)** :-

1. **Assembly Factbook™** is a Registered Trade Mark owned by Datanet.
2. All the maps are sketched and graphical representation only and have not been drawn to the scale and also not to represent the actual geographical area or boundary of the unit.
3. The data for the aforesaid analysis is based on authentic sources and has been culled from the various publications of Census, CSO and NSSO for district and block level data, various central and state government departments, Central & State Elections Commissions and the concerned Returning Officers' releases, Electoral Rolls, Election results and allied publications, internal assessment, surveys, estimates and analysis. Therefore, certain adjustment of data at micro level may have been done to arrive closer to the macro data.
4. Data have been provided on an "As Is" and "As AVAILABLE" basis
5. The colours shown in the maps or diagram and charts of a particular party, alliance or AC are indicative and do not represent them.
6. This publication which includes maps, sheets, graphs and data would be the property under copyright of Datanet only. The user may use these for its internal study, analysis and research purposes. It's public display, re-selling or any commercial uses by the user are not allowed.
7. Datanet has taken due care and caution in compilation and processing of data and allied information, but does not guarantee the accuracy, adequacy or completeness of any information/analysis and will be not responsible for any errors or omissions or for the results obtained from the use of such information/analysis.
8. All the contents for the publication have been culled from various authentic sources and Datanet reasonably believes such sources to be reliable, but does not make any representations, express or implied as to the accuracy or fitness of use of such information. The information or contents of the information/analysis do not constitute advice and should not be relied upon in making (or refraining from making) any decision. Any reliance placed upon the information provided by Datanet is the sole responsibility and strictly at the user's risk.
9. In no event will Datanet be liable for any damages (including, without limitation, damages for loss of business projects, or loss of profits) arising in contract, tort or otherwise from the use of or inability to use any of its contents, or from any action taken (or refrained from being taken) as a result of using the analysis or any of its contents. Datanet its directors, owners, editors, officials, employees, distributor and agents or any associate will not be liable for any errors in the information contained or any consequences arising from the use of the contents of the provided information/analysis.
10. If any provision of these terms and conditions is held invalid or illegal or unenforceable for any reason by any court of competent jurisdiction, such provision shall be severed and the remainder of provisions of the terms and conditions shall continue in full force and effect as if the Term of Use had been executed with the invalid, illegal or unenforceable provision eliminated.
11. If there are any discrepancies in the information provided, please bring it to attention of Datanet for suitable rectification measures.

**Buy Online This Complete Book At
Datanet India eBooks Store**

www.indiastatpublications.com

or go directly at

[http://www.indiastatpublications.com/
Assembly_factbook/Uttar Pradesh/Varanasi/ Varanasi_South](http://www.indiastatpublications.com/Assembly_factbook/Uttar%20Pradesh/Varanasi/Varanasi_South)



i indiastat**elections**

ISBN : 978-93-5822-120-6



9 789358 221206