



Goa

# Assembly Factbook™

Porvorim Assembly Constituency



Key Electoral Data of Porvorim  
Assembly Constituency (Vidhan Sabha)

Goa

# **Assembly Factbook™**

Porvorim Assembly Constituency



Porvorim Vidhan Sabha

## **Editor & Director**

Dr. R.K. Thukral

## **Research Editor**

Dr. Shafeeq Rahman

## **Compiled, Researched and Published by Datanet India Pvt. Ltd.**

D-100, 1st Floor,

Okhla Industrial Area, Phase-I,

New Delhi- 110020.

Ph.: 91-11- 43580781-84

Email : support@indiastatpublications.com

Website : www.indiastatelections.com

## **Online Book Store :**

www.indiastatpublications.com

**Report No. :** AFB/GA-09-0125

**ISBN :** 978-93-5905-309-7

**First Edition :** January, 2018

**Eighth Updated Edition :** January, 2025

**Price :** Rs.11500/-

US\$ 310

© **Datanet India Pvt. Ltd.**

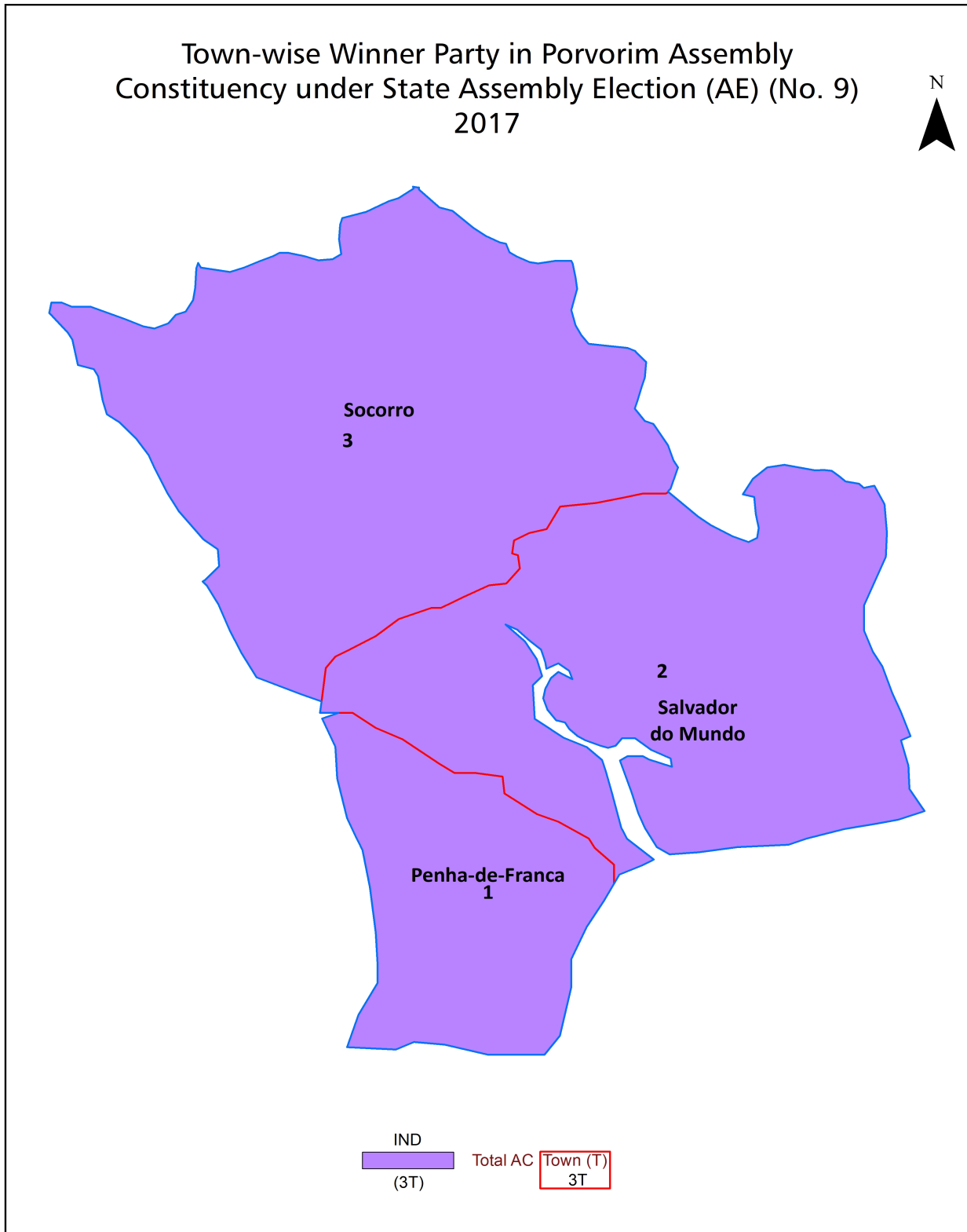
All rights reserved. No part of this book may be reproduced, stored in a retrieval system or transmitted in any form or by any means, mechanical photocopying, photographing, scanning, recording or otherwise without the prior written permission of the publisher. Please refer to Disclaimer at page no. 68 for the use of this publication.

Printed in India

# Contents

No.	Particulars	Page No.
	<b>Introduction</b>	
1	Assembly Constituency - (Vidhan Sabha) at a Glance   Features of Assembly as per Delimitation Commission of India (2008)	1-2
	<b>Location and Political Maps</b>	
2	Location Map   Boundaries of Assembly Constituency - (Vidhan Sabha) in District   Boundaries of Assembly Constituency under Parliamentary Constituency - (Lok Sabha)   Town-wise Winner Parties- 2024, 2022, 2019, 2017, 2014, 2012 and 2009	3-10
	<b>Administrative Setup (2011)</b>	
3	District   Sub-district   Towns   Villages   Inhabited Villages   Uninhabited Villages   Village Panchayat   Intermediate Panchayat	11
	<b>Demographics (2011)</b>	
4	Population   Households   Rural/Urban Population   Towns by Population Size   Sex Ratio (Total & 0-6 Years)   Religious Population   Social Population   Literacy Rate	12-13
	<b>Electoral Features</b>	
5	Important Dates of Last Elections Held   Electors by Gender   Service Electors   Voters   Voters Turnout   Polling Stations & Average Number of Electors per Polling Station   Electors by Age Group   Present Elected Representatives	14-19
	<b>Historical Summary Election Results</b>	
6	Vote Share of Major Parties   Winning Margin (Number & Percentage)   Polarity of Parties   Summary Result of Assembly Segment of Parliamentary Elections 2024, 2019, 2014 and 2009   Summary Result of Assembly Elections 2022, 2017 and 2012	20-29
	<b>Polling Station Level Election Results</b>	
7	Name and Number of Polling Station 2024, 2022, 2019, 2017, 2014, 2012 and 2009   Polling Station-wise Electors, Voters & Voters Turnout 2024, 2022, 2019, 2017, 2014, 2012 and 2009   Polling Station wise Elections Results 2024, 2022, 2019, 2017, 2014, 2012 and 2009	30-63
	<b>Share of Assembly Constituency</b>	
8	Share of Assembly Constituency - (Vidhan Sabha) in State, District and Parliamentary Constituency - (Lok Sabha)	64
9	<b>Abbreviation &amp; Sources</b>	67-67
10	<b>Disclaimer</b>	68

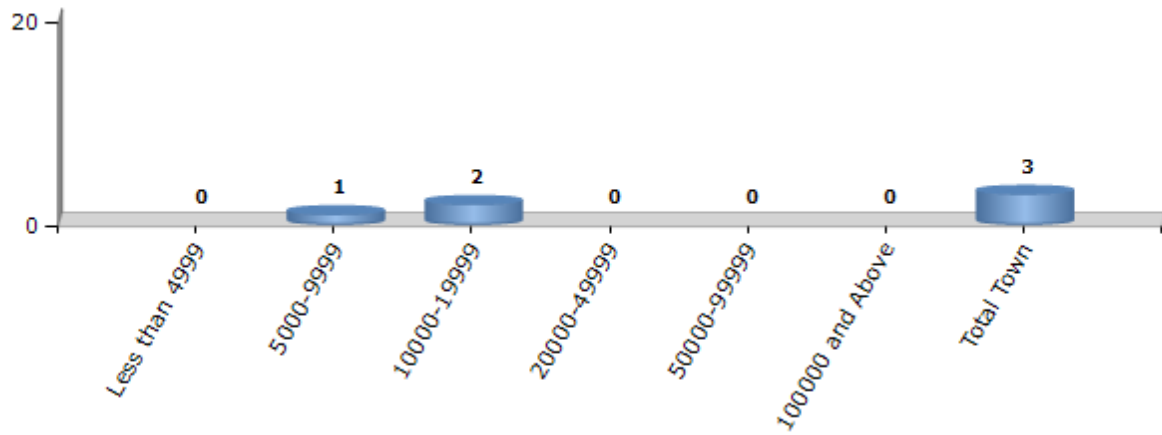
Location & Political Map



**Number of Towns by Population Size - 2011**

Less than 4999	5000-9999	10000-19999	20000-49999	50000-99999	100000 and Above	Total Town
0	1	2	0	0	0	3

Number of Towns by Population Size - 2011

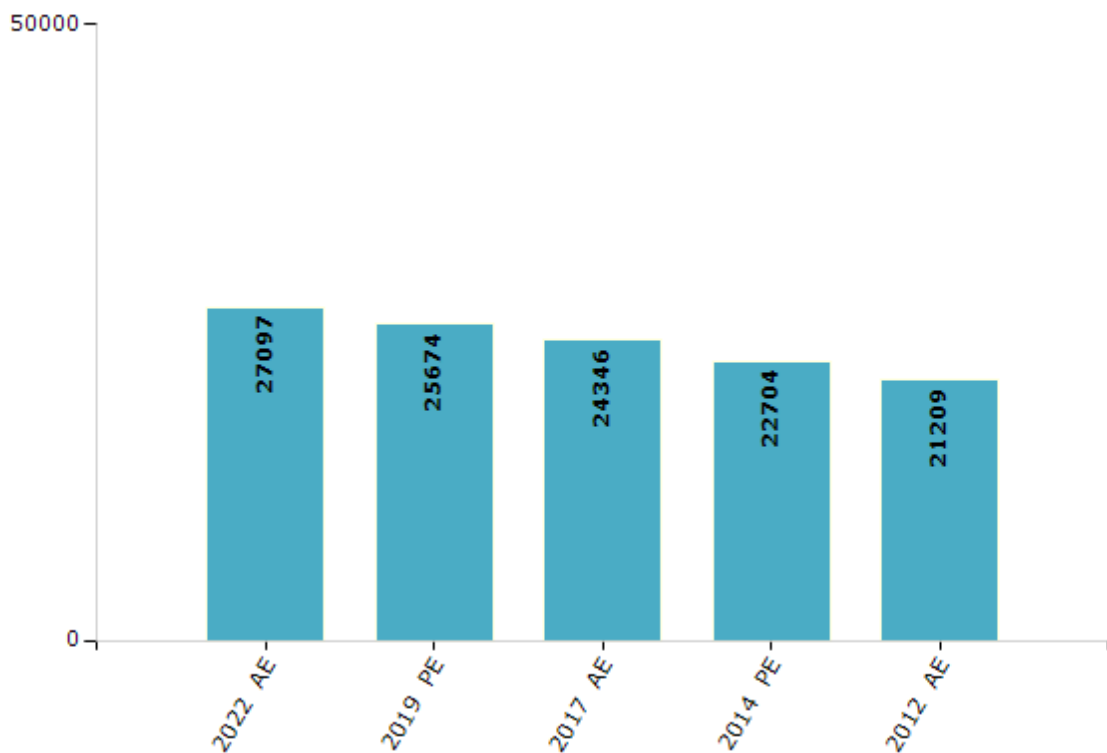


## Electoral Features

### Electors by Male & Female

Year	Male	Female	Others	Total	Year	Male	Female	Others	Total
2022 AE	13230	13866	1	27097	1999 PE	-	-	-	-
2019 PE	12627	13047	0	25674	1999 AE	-	-	-	-
2017 AE	12002	12344	0	24346	1994 AE	-	-	-	-
2014 PE	11249	11455	-	22704	1989 AE	-	-	-	-
2012 AE	10484	10725	0	21209	1984 AE	-	-	-	-
2009 PE	-	-	-	-	1980 AE	-	-	-	-
2007 AE	-	-	-	-	1977 AE	-	-	-	-
2004 PE	-	-	-	-	1972 AE	-	-	-	-
2002 AE	-	-	-	-	1967 AE	-	-	-	-

Number of Electors



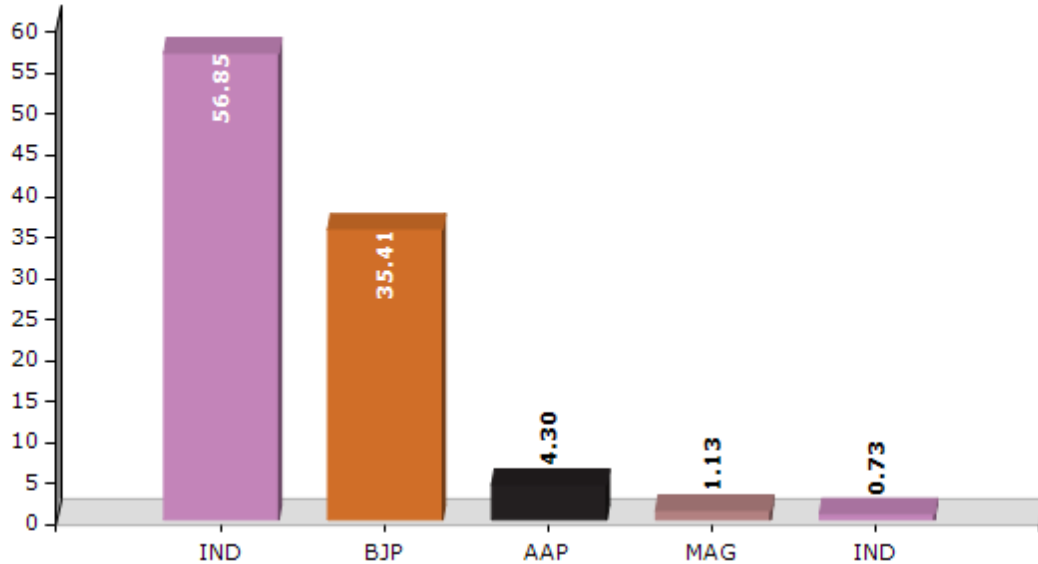
**Note :** AE : Assembly Election, PE : Assembly Segment of Parliamentary Election

## Historical Summary Election Results

### Summary Result of Assembly Election - 2017

Candidate Name	Party	Votes	Votes %
Rohan Khaunte	IND	11174	56.85
Guruprasad R. Pawaskar	BJP	6961	35.41
Rajesh Valvaikar	AAP	846	4.3
Rajesh Vishnu Sinai Amonkar Alias Rajesh Amonkar	MAG	222	1.13
Wilbur Fredrick Ticlo	IND	144	0.73
Raju Dsouza	SAJPCS	133	0.68
	NOTA	176	0.9

Votes Percentage of Top Parties - 2017





## Polling Station Level Election Results

### Number and Name of Polling Stations (PS) (2022)

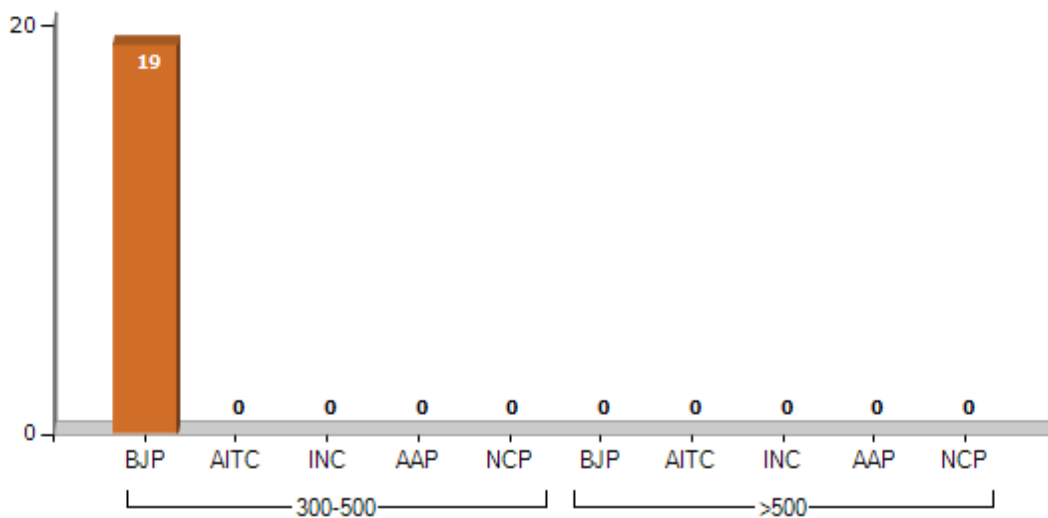
Number of Polling Stations	Name of Polling Stations	Number of Polling Stations	Name of Polling Stations
1	Vaadem V.P. Library, Socorro-Porvorim	22	District Institute Of Education And Training (North Wing-1), Penha De France, Porvorim
2	Govt. Primery School Carrem, Socorro-Porvorim (East Wing)	23	District Institute Of Education And Training (East Wing), Penha De France, Porvorim
3	Govt. Primary School (West Wing) Carrem, Socorro-Porvorim	24	District Institute Of Education & Training (West Wing), Penha De Franca-Porvorim
4	Govt. Primary School (North Wing) Arrarim, Socorro-Porvorim	25	Vidhya Probhodini Higher Secondary Education Alto Betim (West Wing), Porvorim
5	Govt. Primary School (North Wing) Arrarim, Socorro-Porvorim	26	Vidhya Probhodini Higher Secondary Education Alto Betim (East Wing), Porvorim
6	Holy Family High School (1-North Wing), Socorro	27	Chamber Of Jr. Eng Goa Hsg. Brd Account Section, Alto Betim-Porvorim
7	Holy Family High School (1-South Wing), Socorro	28	Admn Section Of Goa Hsg Brd (East Wing) Account Section, Alto Betim-Porvorim
8	Holy Family High School (North Wing) Socorro-Porvorim	29	Admin Section Of Goa Hsg. Brd (West Wing), Alto Betim-Porvorim
9	Holy Family High School (South Wing) Socorro-Porvorim	30	Dattaram Chopdekar Memorial High School
10	Holy Family High School (2-North Wing) Socorro-Porvorim	31	Sanjay School (North Wing Office Premises) Alto Betim
11	Govt. Primary School (North Wing) Zoswado, Socorro-Porvorim	32	Sanjay School (South Wing Office Premises) Alto Betim
12	Govt. Primary School (South Wing) Zoswado, Socorro-Porvorim	33	Village Panchayat Office, Panha De France
13	O/O Asst. Eng Electricity Dept. Sub Div-II (North Wing), Porvorim.	34	Maritime Building, Virlosa Penha De France, Classroom No. 1
14	O/O Asst. Eng Electricity Dept. Sub Div-II (South Wing), Porvorim.	35	Maritime Building, Virlosa Penha De France, Classroom No. 2
15	Govt. Primary School (North Wing) Paitona, Porvorim	36	Marine Slipway (Captain Of Ports) Britona Malim, Penha De France
16	Govt. Primary School (South Wing) Paitona, Porvorim	37	Govt. Primary School, (West Wing) Betim
17	Alto Porvorim Sports And Cultural Club	38	Govt. Primary School, (East Wing) Betim
18	Govt. Primary School, Quitla (North Wing ) Porvorim	39	Govt. Primary School, (North Wing) Betim
19	Govt. Primary School, Quitla (South Wing) Porvorim		
20	Sunandabai Bandodkar High School, Umbra-Porvorim		
21	District Institute Of Education And Training (East Wing-1), Penha De France, Porvorim		

## Polling Station Level Election Results

### Polling Station-wise Votes Secured by Overall Top Five Parties in Porvorim Assembly in Assembly Election (AE) under North Goa Parliamentary Constituency in Goa (2022)

Number of Polling Station	Winner - Rohan Khaunte (BJP)	Runner-up - Sandeep Vazarkar (AITC)	3rd - Vikas Ramchandra Prabhudesai (INC)	4th - Ritesh Chodankar (AAP)	5th - Shankar Phadte (NCP)	NOTA	Other	Total Votes Secured
36	260	118	176	45	13	31	0	643
37	361	195	20	15	0	7	0	598
38	243	120	27	13	2	3	0	408
39	352	150	40	19	2	11	0	574
<b>Total Porvorim AC</b>	<b>11349</b>	<b>3721</b>	<b>3528</b>	<b>1509</b>	<b>154</b>	<b>461</b>	<b>0</b>	<b>20722</b>

Number of Polling Station Where Parties Secured between 300-500 and More than 500 Votes - 2022

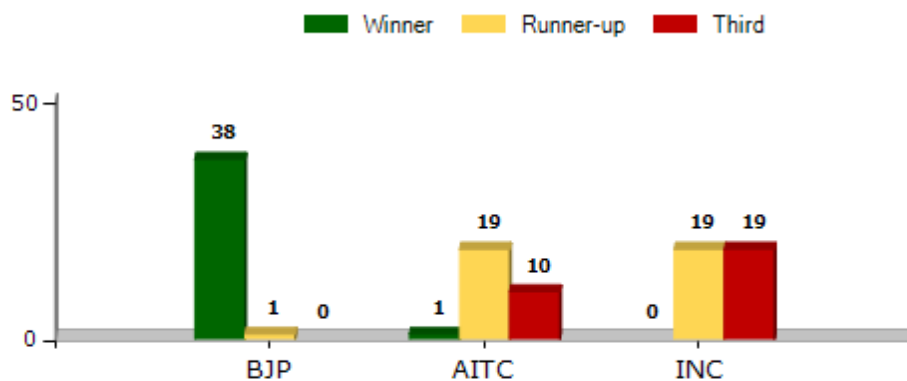


## Polling Station Level Election Results

**Winner, Runner-up and 3rd Party Position & Winning Margin According to Polling Stations in Porvorim Assembly in Assembly Election (AE) under North Goa Parliamentary Constituency in Goa (2022)**

Polling Station Number	Winner Party	Winner Votes (%)	Runner-up Party	Runner-up Votes (%)	Winning Margin Votes (%)	Third Party	Third Party Votes (%)	Other Votes (%)
36	BJP	260 (40.44)	INC	176 (27.37)	84 (13.07)	AITC	118 (18.35)	89 (13.84)
37	BJP	361 (60.37)	AITC	195 (32.61)	166 (27.76)	INC	20 (3.34)	22 (3.68)
38	BJP	243 (59.56)	AITC	120 (29.41)	123 (30.15)	INC	27 (6.62)	18 (4.41)
39	BJP	352 (61.32)	AITC	150 (26.13)	202 (35.19)	INC	40 (6.97)	32 (5.57)
<b>Total Porvorim AC</b>	<b>BJP</b>	<b>11349 (54.77)</b>	<b>AITC</b>	<b>3721 (17.96)</b>	<b>7628 (36.81)</b>	<b>INC</b>	<b>3528 (17.03)</b>	<b>2124 (10.25)</b>

Polling Station-Wise Winner, Runner up and 3rd Party Position - 2022



## DISCLAIMER

The Terms of Use and Disclaimer of Datanet India Private Limited (hereinafter referred to as "Datanet") for use of this analysis report of **Porvorim Assembly Constituency (Porvorim Vidhan Sabha)** :-

1. **Assembly Factbook™** is a Registered Trade Mark owned by Datanet.
2. All the maps are sketched and graphical representation only and have not been drawn to the scale and also not to represent the actual geographical area or boundary of the unit.
3. The data for the aforesaid analysis is based on authentic sources and has been culled from the various publications of Census, CSO and NSSO for district and block level data, various central and state government departments, Central & State Elections Commissions and the concerned Returning Officers' releases, Electoral Rolls, Election results and allied publications, internal assessment, surveys, estimates and analysis. Therefore, certain adjustment of data at micro level may have been done to arrive closer to the macro data.
4. Data have been provided on an "As Is" and "As AVAILABLE" basis
5. The colours shown in the maps or diagram and charts of a particular party, alliance or AC are indicative and do not represent them.
6. This publication which includes maps, sheets, graphs and data would be the property under copyright of Datanet only. The user may use these for its internal study, analysis and research purposes. It's public display, re-selling or any commercial uses by the user are not allowed.
7. Datanet has taken due care and caution in compilation and processing of data and allied information, but does not guarantee the accuracy, adequacy or completeness of any information/analysis and will be not responsible for any errors or omissions or for the results obtained from the use of such information/analysis.
8. All the contents for the publication have been culled from various authentic sources and Datanet reasonably believes such sources to be reliable, but does not make any representations, express or implied as to the accuracy or fitness of use of such information. The information or contents of the information/analysis do not constitute advice and should not be relied upon in making (or refraining from making) any decision. Any reliance placed upon the information provided by Datanet is the sole responsibility and strictly at the user's risk.
9. In no event will Datanet be liable for any damages (including, without limitation, damages for loss of business projects, or loss of profits) arising in contract, tort or otherwise from the use of or inability to use any of its contents, or from any action taken (or refrained from being taken) as a result of using the analysis or any of its contents. Datanet its directors, owners, editors, officials, employees, distributor and agents or any associate will not be liable for any errors in the information contained or any consequences arising from the use of the contents of the provided information/analysis.
10. If any provision of these terms and conditions is held invalid or illegal or unenforceable for any reason by any court of competent jurisdiction, such provision shall be severed and the remainder of provisions of the terms and conditions shall continue in full force and effect as if the Term of Use had been executed with the invalid, illegal or unenforceable provision eliminated.
11. If there are any discrepancies in the information provided, please bring it to attention of Datanet for suitable rectification measures.

**Buy Online This Complete Book At  
Datanet India eBooks Store**

[www.indiastatpublications.com](http://www.indiastatpublications.com)

or go directly at

[http://www.indiastatpublications.com/  
Assembly\\_factbook/Goa/North\\_Goa/ Porvorim](http://www.indiastatpublications.com/Assembly_factbook/Goa/North_Goa/Porvorim)

 **india**stat**elections**

ISBN : 978-93-5905-309-7



9 789359 105309 7