



Goa

# Assembly Factbook™

Fatorda Assembly Constituency

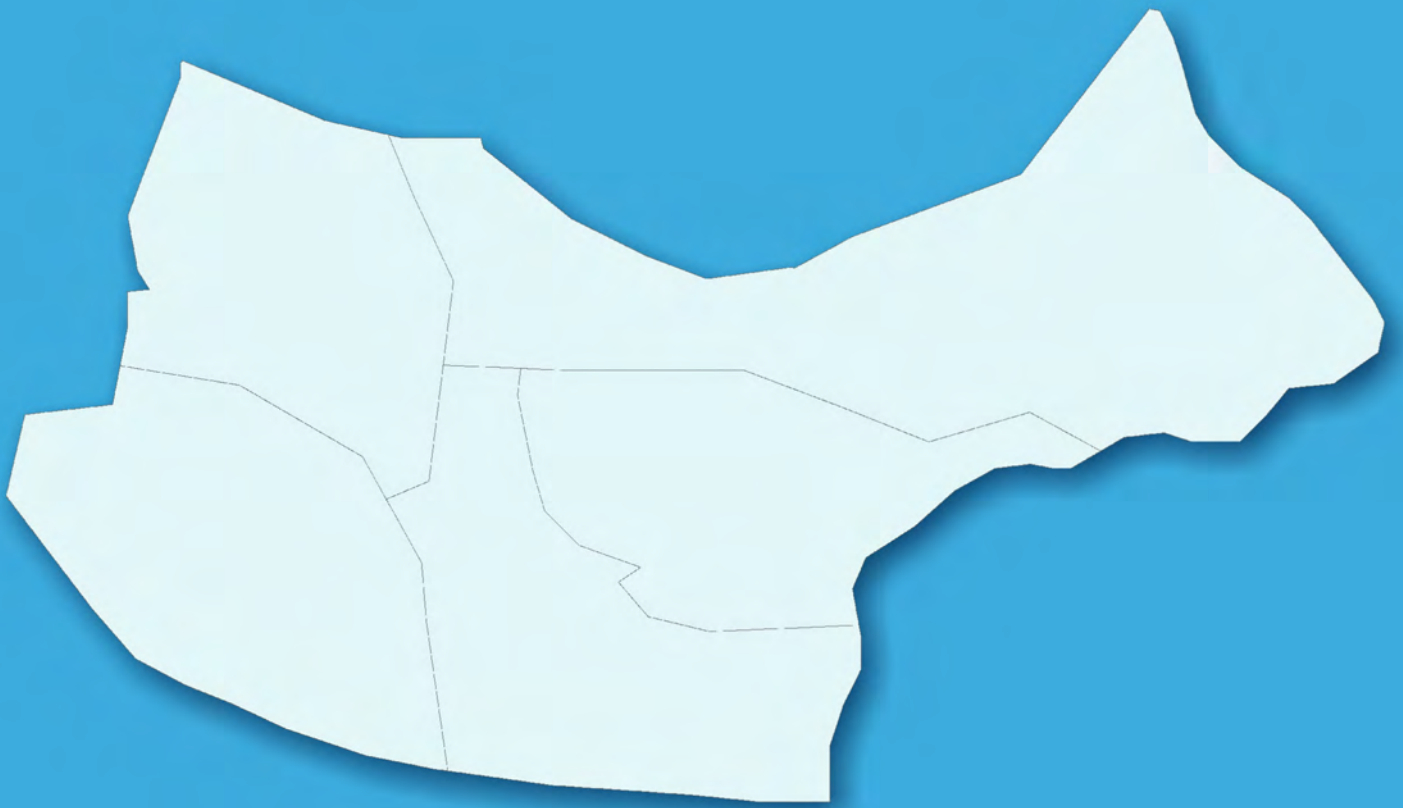


Key Electoral Data of Fatorda  
Assembly Constituency (Vidhan Sabha)

Goa

# Assembly Factbook™

Fatorda Assembly Constituency



Fatorda Vidhan Sabha

## **Editor & Director**

Dr. R.K. Thukral

## **Research Editor**

Dr. Shafeeq Rahman

## **Compiled, Researched and Published by Datanet India Pvt. Ltd.**

D-100, 1st Floor,

Okhla Industrial Area, Phase-I,

New Delhi- 110020.

Ph.: 91-11- 43580781-84

Email : support@indiastatpublications.com

Website : www.indiastatelections.com

## **Online Book Store :**

www.indiastatpublications.com

**Report No. :** AFB/GA-30-0123

**ISBN :** 978-93-5905-097-3

**First Edition :** January, 2018

**Sixth Updated Edition :** January, 2023

**Price :** Rs.11500/-

US\$ 310

© **Datanet India Pvt. Ltd.**

All rights reserved. No part of this book may be reproduced, stored in a retrieval system or transmitted in any form or by any means, mechanical photocopying, photographing, scanning, recording or otherwise without the prior written permission of the publisher. Please refer to Disclaimer at page no. 75 for the use of this publication.

Printed in India

# Contents

No.	Particulars	Page No.
	<b>Introduction</b>	
1	Assembly Constituency - (Vidhan Sabha) at a Glance   Features of Assembly as per Delimitation Commission of India (2008)	1-2
	<b>Location and Political Maps</b>	
2	Location Map   Boundaries of Assembly Constituency - (Vidhan Sabha) in District   Boundaries of Assembly Constituency under Parliamentary Constituency - (Lok Sabha)   Locaity-wise Winner Parties- 2022, 2019, 2017, 2014, 2012 and 2009	3-11
	<b>Administrative Setup (2011)</b>	
3	District   Sub-district   Towns   Villages   Inhabited Villages   Uninhabited Villages   Village Panchayat   Intermediate Panchayat	12
	<b>Demographics (2011)</b>	
4	Population   Households   Rural/Urban Population   Sex Ratio (Total & 0-6 Years)   Religious Population   Social Population   Literacy Rate	13
	<b>Electoral Features</b>	
5	Important Dates of Last Elections Held   Electors by Gender   Service Electors   Voters   Voters Turnout   Polling Stations & Average Number of Electors per Polling Station   Electors by Age Group   Present Elected Representatives	14-19
	<b>Historical Summary Election Results</b>	
6	Vote Share of Major Parties   Winning Margin (Number & Percentage)   Polarity of Parties   Summary Result of Assembly Segment of Parliamentary Elections 2019, 2014, 2009, 2004 and 1999   Summary Result of Assembly Elections 2022, 2017, 2012, 2007, 2002, 1999, 1994 and 1989	20-36
	<b>Polling Station Level Election Results</b>	
7	Name and Number of Polling Station 2022, 2019, 2017, 2014, 2012 and 2009   Polling Station-wise Electors, Voters & Voters Turnout 2022, 2019, 2017, 2014, 2012 and 2009   Polling Station wise Elections Results 2022, 2019, 2017, 2014, 2012 and 2009	37-70
	<b>Share of Assembly Constituency</b>	
8	Share of Assembly Constituency - (Vidhan Sabha) in State, District and Parliamentary Constituency - (Lok Sabha)	71
9	<b>Abbreviation &amp; Sources</b>	74-74
10	<b>Disclaimer</b>	75

## Location & Political Map

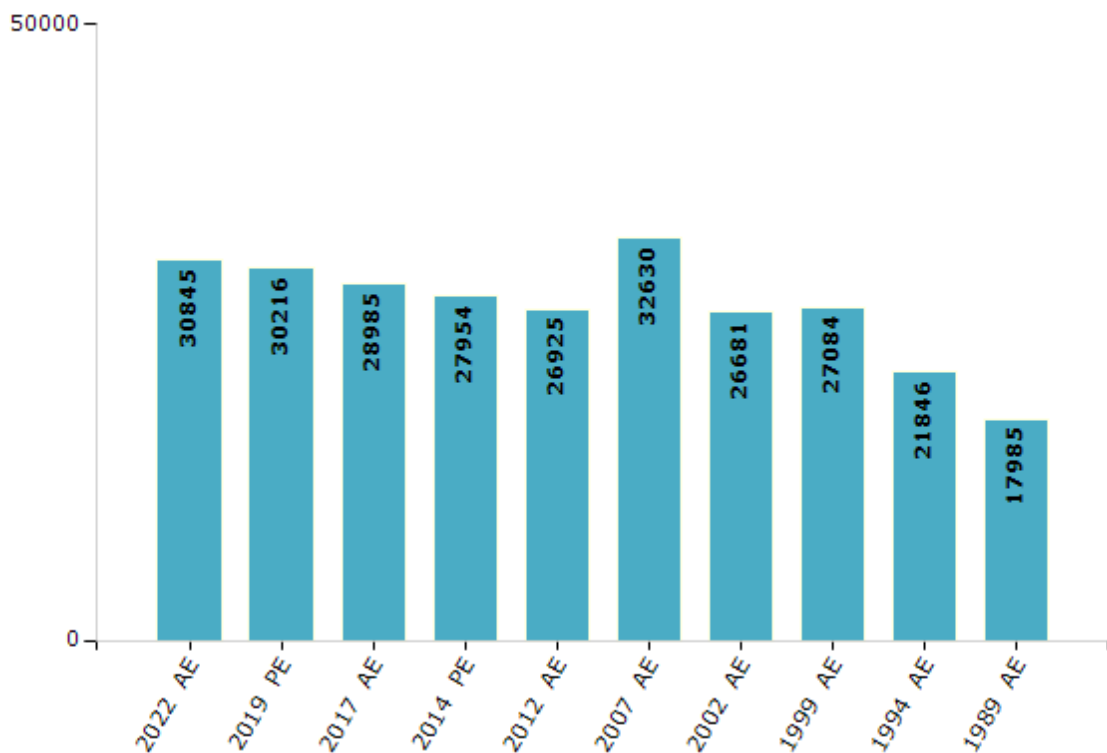


## Electoral Features

### Electors by Male & Female

Year	Male	Female	Others	Total	Year	Male	Female	Others	Total
2022 AE	14640	16205	0	30845	1999 PE	-	-	-	-
2019 PE	14544	15672	0	30216	1999 AE	13640	13444	-	27084
2017 AE	13983	15002	0	28985	1994 AE	10932	10914	-	21846
2014 PE	13788	14166	-	27954	1989 AE	9010	8975	-	17985
2012 AE	13142	13783	0	26925	1984 AE	-	-	-	-
2009 PE	-	-	-	-	1980 AE	-	-	-	-
2007 AE	16010	16620	-	32630	1977 AE	-	-	-	-
2004 PE	-	-	-	-	1972 AE	-	-	-	-
2002 AE	13256	13425	-	26681	1967 AE	-	-	-	-

Number of Electors



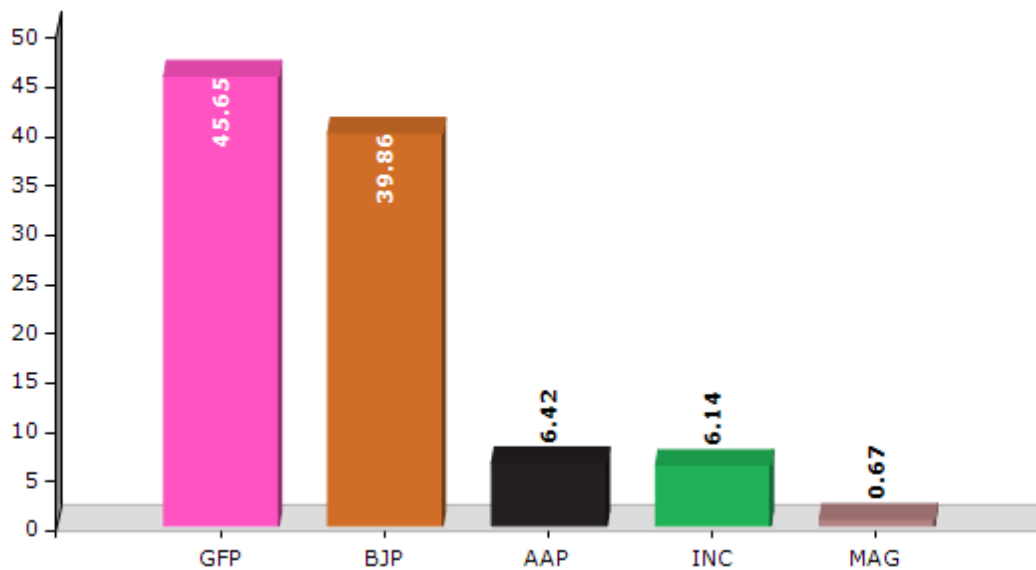
Note : AE : Assembly Election, PE : Assembly Segment of Parliamentary Election

## Historical Summary Election Results

### Summary Result of Assembly Election - 2017

Candidate Name	Party	Votes	Votes %
Vijai Sardesai	GFP	10516	45.65
Damu G. Naik	BJP	9182	39.86
Ranjit Cotta Carvalho	AAP	1479	6.42
Jose D Silva	INC	1414	6.14
D. S. Naik (Dilip)	MAG	155	0.67
Avin Vishwanath Naik	IND	72	0.31
	NOTA	220	0.95

Votes Percentage of Top Parties - 2017



## Polling Station Level Election Results

### Number and Name of Polling Stations (PS) (2022)

Number of Polling Stations	Name of Polling Stations	Number of Polling Stations	Name of Polling Stations
1	Holy Spirit Institute (East West Wing)	22	St. Anne's School Agalli, Gogal
2	South Education Zone (West Wing), Margao	23	St. Anne's School (East Wing), Agalli
3	Adm Sec Kadamba Transport Corp, Madel (South Wing)	24	Chowgule College Of Arts & Science, Agalli (South Wing)
4	Adm Sec Kadamba Transport Corp (North Wing)	25	Chowgule College Of Arts & Science, Agalli
5	New Presentation High School, (West Wing), Ambaji	26	Govt. Industrial Training Institute (Middle Wing), Borda
6	New Presentation High School, (East Wing), Ambaji	27	Ravindra Kelekar, Dnyanmandir High School (South Wing) Vidhyanagar
7	Government Primary School (East Wing) Ambaji, Fatorda	28	Ravindra Kelekar, Dnyanmandir High School (North Wing) Vidhyanagar
8	Our Lady Of Rosary Immaculate School, Chandrawado (Pre-Primary Section)	29	Govt. Industrial Training Institute (South Wing), Borda
9	O/O Asstt. Engg. S. D II, Section XXV Fatorda	30	Multipurpose High School (South Wing), Borda
10	Govt. Primary School Ambaji, Fatorda (West Wing)	31	Multipurpose High School (North Wing), Borda
11	O/O Exe. Engg, Div VI, P. W. D. (Main Stores)	32	Primary Section Multipurpose Bldg, Borda
12	New Presentation Higher Secondary School, (North Wing), Ambaji	33	Holy Spirit Institute (Middle Wing), Borda
13	Govt. Primary School New Bldg (South Wing), Fatorda	34	Primary Section, Multipurpose Bldg, (Middle Wing) Borda
14	Govt. Primary School New Bldg (North Wing), Fatorda	35	Integrated Child Development Service Project Salcete, Anganwadi No 124, Marlem
15	Rosary High School, Fatorda (North Wing)	36	Holy Spirit Institute (East Wing), Borda
16	Rosary High School, Fatorda (South)	37	South Education Zone (East Wing), Margao
17	O/O Ex. Engg. P.W D. WD XX (PHE), Fatorda	38	Ravindra Bhavan, Fatorda
18	O/O Ex. Engg. P.W.D. WD XI (Qlty Control), Fatorda	39	Adm O/O Urban Health Centre, Margao
19	Govt. Primary School (Old Building), Fatorda	40	Office Room of Govt. Qtrs., Pajifond, Fatorda
20	O/O Ex. Engg. P. W. D. WD IX (PHE)	41	Old Power House, Pajifond
21	O/O Ex. Engg. WD XXI Accounts Sec (Sewerage), Fatorda	42	St. Anthony School, (Primary School), Pajifond

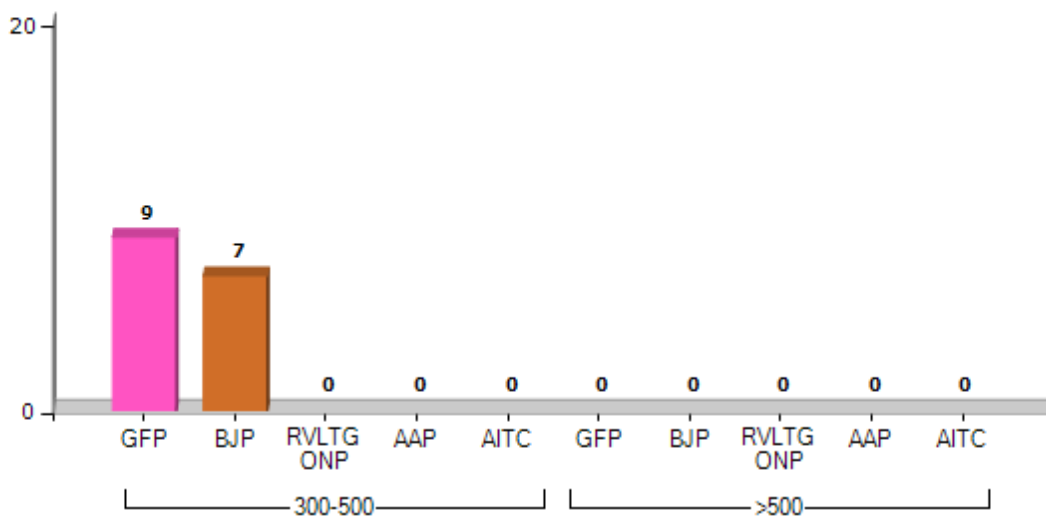


### Polling Station Level Election Results

#### Polling Station-wise Votes Secured by Overall Top Five Parties in Fatorda Assembly in Assembly Election (AE) under South Goa Parliamentary Constituency in Goa (2022)

Number of Polling Station	Winner - Vijai Sardesai (GFP)	Runner-up - Damu G. Naik (BJP)	3rd - Adv. Valerie Fernandes (RVLTGONP)	4th - Sandesh Teleikar (AAP)	5th - Seoula Vas (AITC)	NOTA	Other	Total Votes Secured
36	243	109	11	19	9	4	0	395
37	340	161	22	40	19	8	1	591
38	353	170	26	21	10	9	1	590
39	155	135	14	14	10	3	3	334
40	96	226	2	6	4	0	0	334
41	295	324	24	20	20	6	4	693
42	271	187	24	39	18	6	2	547
<b>Total Fatorda AC</b>	<b>10821</b>	<b>9331</b>	<b>1541</b>	<b>1031</b>	<b>631</b>	<b>251</b>	<b>56</b>	<b>23662</b>

Number of Polling Station Where Parties Secured between 300-500 and More than 500 Votes - 2022

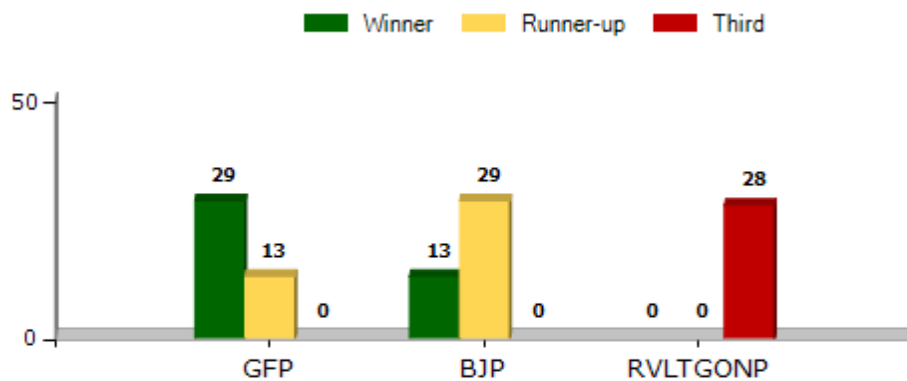


## Polling Station Level Election Results

**Winner, Runner-up and 3rd Party Position & Winning Margin According to Polling Stations in Fatorda Assembly in Assembly Election (AE) under South Goa Parliamentary Constituency in Goa (2022)**

Polling Station Number	Winner Party	Winner Votes (%)	Runner-up Party	Runner-up Votes (%)	Winning Margin Votes (%)	Third Party	Third Party Votes (%)	Other Votes (%)
36	GFP	243 (61.52)	BJP	109 (27.59)	134 (33.93)	AAP	19 (4.81)	24 (6.08)
37	GFP	340 (57.53)	BJP	161 (27.24)	179 (30.29)	AAP	40 (6.77)	50 (8.46)
38	GFP	353 (59.83)	BJP	170 (28.81)	183 (31.02)	RVLTGONP	26 (4.41)	41 (6.95)
39	GFP	155 (46.41)	BJP	135 (40.42)	20 (5.99)	RVLTGONP	14 (4.19)	30 (8.98)
40	BJP	226 (67.66)	GFP	96 (28.74)	130 (38.92)	AAP	6 (1.8)	6 (1.8)
41	BJP	324 (46.75)	GFP	295 (42.57)	29 (4.18)	RVLTGONP	24 (3.46)	50 (7.22)
42	GFP	271 (49.54)	BJP	187 (34.19)	84 (15.35)	AAP	39 (7.13)	50 (9.14)
<b>Total Fatorda AC</b>	<b>GFP</b>	<b>10821 (45.73)</b>	<b>BJP</b>	<b>9331 (39.43)</b>	<b>1490 (6.3)</b>	<b>RVLTGONP</b>	<b>1541 (6.51)</b>	<b>1969 (8.32)</b>

Polling Station-Wise Winner, Runner up and 3rd Party Position - 2022



## DISCLAIMER

The Terms of Use and Disclaimer of Datanet India Private Limited (hereinafter referred to as "Datanet") for use of this analysis report of **Fatorda Assembly Constituency (Fatorda Vidhan Sabha)** :-

1. **Assembly Factbook™** is a Registered Trade Mark owned by Datanet.
2. All the maps are sketched and graphical representation only and have not been drawn to the scale and also not to represent the actual geographical area or boundary of the unit.
3. The data for the aforesaid analysis is based on authentic sources and has been culled from the various publications of Census, CSO and NSSO for district and block level data, various central and state government departments, Central & State Elections Commissions and the concerned Returning Officers' releases, Electoral Rolls, Election results and allied publications, internal assessment, surveys, estimates and analysis. Therefore, certain adjustment of data at micro level may have been done to arrive closer to the macro data.
4. Data have been provided on an "As Is" and "As AVAILABLE" basis
5. The colours shown in the maps or diagram and charts of a particular party, alliance or AC are indicative and do not represent them.
6. This publication which includes maps, sheets, graphs and data would be the property under copyright of Datanet only. The user may use these for its internal study, analysis and research purposes. It's public display, re-selling or any commercial uses by the user are not allowed.
7. Datanet has taken due care and caution in compilation and processing of data and allied information, but does not guarantee the accuracy, adequacy or completeness of any information/analysis and will be not responsible for any errors or omissions or for the results obtained from the use of such information/analysis.
8. All the contents for the publication have been culled from various authentic sources and Datanet reasonably believes such sources to be reliable, but does not make any representations, express or implied as to the accuracy or fitness of use of such information. The information or contents of the information/analysis do not constitute advice and should not be relied upon in making (or refraining from making) any decision. Any reliance placed upon the information provided by Datanet is the sole responsibility and strictly at the user's risk.
9. In no event will Datanet be liable for any damages (including, without limitation, damages for loss of business projects, or loss of profits) arising in contract, tort or otherwise from the use of or inability to use any of its contents, or from any action taken (or refrained from being taken) as a result of using the analysis or any of its contents. Datanet its directors, owners, editors, officials, employees, distributor and agents or any associate will not be liable for any errors in the information contained or any consequences arising from the use of the contents of the provided information/analysis.
10. If any provision of these terms and conditions is held invalid or illegal or unenforceable for any reason by any court of competent jurisdiction, such provision shall be severed and the remainder of provisions of the terms and conditions shall continue in full force and effect as if the Term of Use had been executed with the invalid, illegal or unenforceable provision eliminated.
11. If there are any discrepancies in the information provided, please bring it to attention of Datanet for suitable rectification measures.

Buy Online This Complete Book At  
**Datanet India eBooks Store**

[www.indiastatpublications.com](http://www.indiastatpublications.com)

or go directly at

[http://www.indiastatpublications.com/  
Assembly\\_factbook/Goa/South\\_Goa/ Fatorda](http://www.indiastatpublications.com/Assembly_factbook/Goa/South_Goa/Fatorda)

 **india**stat**elections**

ISBN : 978-93-5905-097-3



9 789359 050973