



Goa

Assembly Factbook™

Vasco-da-gama Assembly Constituency



Key Electoral Data of Vasco-da-gama
Assembly Constituency (Vidhan Sabha)

Goa

Assembly Factbook™

Vasco-da-gama Assembly Constituency



Vasco-da-gama Vidhan Sabha

Editor & Director

Dr. R.K. Thukral

Research Editor

Dr. Shafeeq Rahman

**Compiled, Researched and Published by
Datanet India Pvt. Ltd.**

D-100, 1st Floor,

Okhla Industrial Area, Phase-I,

New Delhi- 110020.

Ph.: 91-11- 43580781-84

Email : support@indiastatpublications.com

Website : www.indiastatelections.com

Online Book Store :

www.indiastatpublications.com

Report No. : AFB/GA-25-0125

ISBN : 978-93-5822-339-2

First Edition : January, 2018

Eighth Updated Edition : January, 2025

Price : Rs.11500/-

US\$ 310

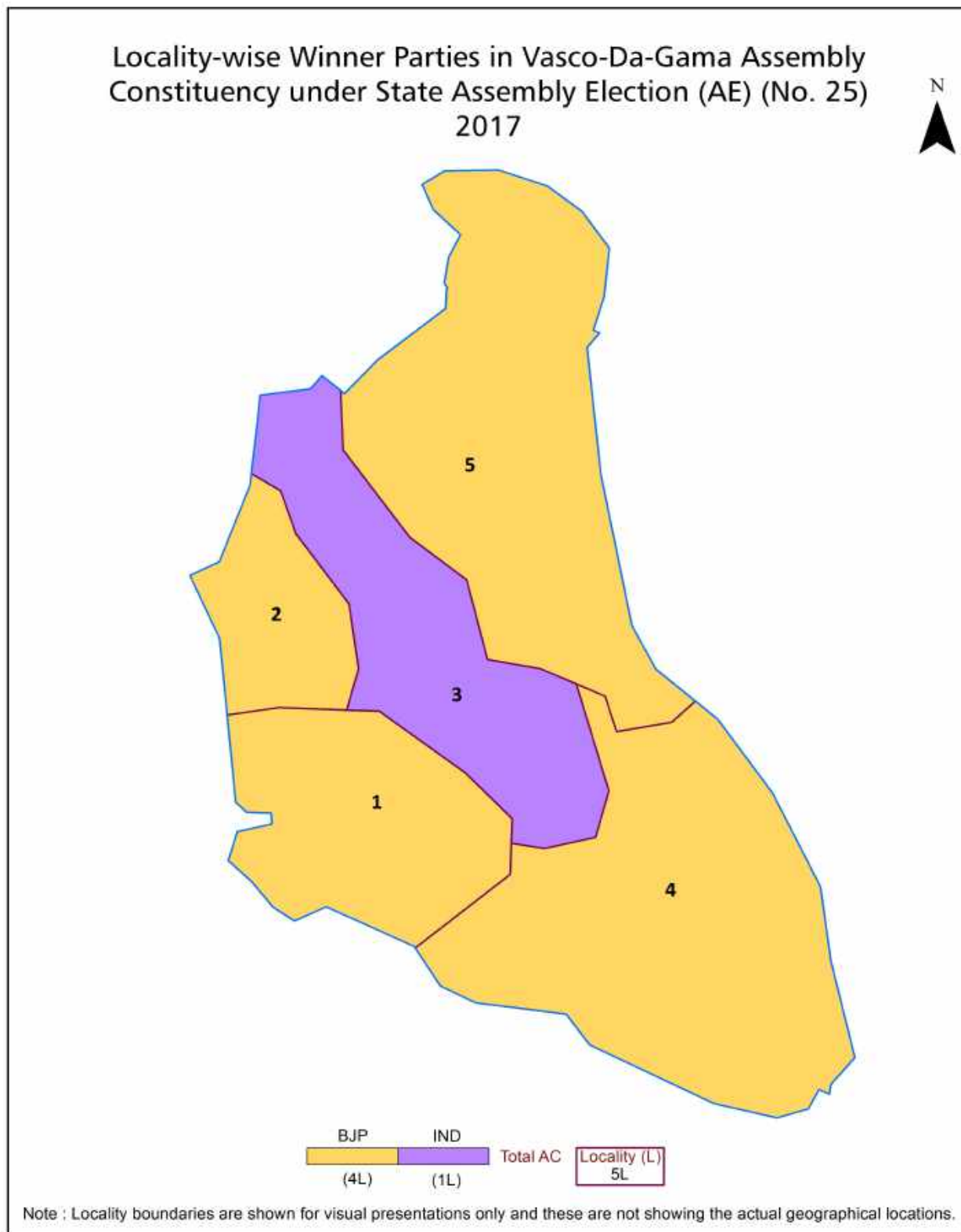
© **Datanet India Pvt. Ltd.**

All rights reserved. No part of this book may be reproduced, stored in a retrieval system or transmitted in any form or by any means, mechanical photocopying, photographing, scanning, recording or otherwise without the prior written permission of the publisher. Please refer to Disclaimer at page no. 76 for the use of this publication.

Printed in India

No.	Particulars	Page No.
	Introduction	
1	Assembly Constituency - (Vidhan Sabha) at a Glance Features of Assembly as per Delimitation Commission of India (2008)	1-2
	Location and Political Maps	
2	Location Map Boundaries of Assembly Constituency - (Vidhan Sabha) in District Boundaries of Assembly Constituency under Parliamentary Constituency - (Lok Sabha) Locality-wise Winner Parties- 2024, 2022, 2019, 2017, 2014, 2012 and 2009	3-11
	Administrative Setup (2011)	
3	District Sub-district Towns Villages Inhabited Villages Uninhabited Villages Village Panchayat Intermediate Panchayat	12
	Demographics (2011)	
4	Population Households Rural/Urban Population Sex Ratio (Total & 0-6 Years) Religious Population Social Population Literacy Rate	13
	Electoral Features	
5	Important Dates of Last Elections Held Electors by Gender Service Electors Voters Voters Turnout Polling Stations & Average Number of Electors per Polling Station Electors by Age Group Present Elected Representatives	14-19
	Historical Summary Election Results	
6	Vote Share of Major Parties Winning Margin (Number & Percentage) Polarity of Parties Summary Result of Assembly Segment of Parliamentary Elections 2024, 2019, 2014, 2009, 2004 and 1999 Summary Result of Assembly Elections 2022, 2017, 2012, 2007, 2002, 1999, 1994 and 1989	20-36
	Polling Station Level Election Results	
7	Name and Number of Polling Station 2024, 2022, 2019, 2017, 2014, 2012 and 2009 Polling Station-wise Electors, Voters & Voters Turnout 2024, 2022, 2019, 2017, 2014, 2012 and 2009 Polling Station wise Elections Results 2024, 2022, 2019, 2017, 2014, 2012 and 2009	37-71
	Share of Assembly Constituency	
8	Share of Assembly Constituency - (Vidhan Sabha) in State, District and Parliamentary Constituency - (Lok Sabha)	72
9	Abbreviation & Sources	75-75
10	Disclaimer	76

Location & Political Map

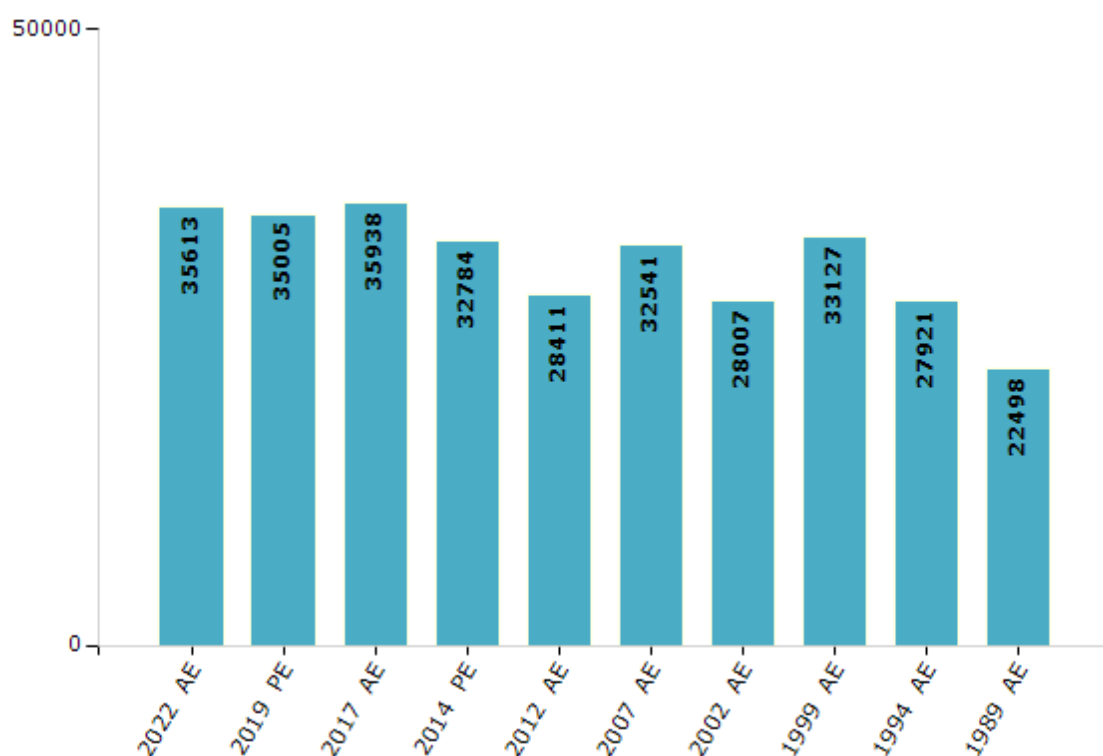


Electoral Features

Electors by Male & Female

Year	Male	Female	Others	Total	Year	Male	Female	Others	Total
2022 AE	18262	17348	3	35613	1999 PE	-	-	-	-
2019 PE	18052	16953	0	35005	1999 AE	17943	15184	-	33127
2017 AE	18620	17318	0	35938	1994 AE	15085	12836	-	27921
2014 PE	17137	15647	-	32784	1989 AE	12476	10022	-	22498
2012 AE	14730	13681	0	28411	1984 AE	-	-	-	-
2009 PE	-	-	-	-	1980 AE	-	-	-	-
2007 AE	16902	15639	-	32541	1977 AE	-	-	-	-
2004 PE	-	-	-	-	1972 AE	-	-	-	-
2002 AE	14839	13168	-	28007	1967 AE	-	-	-	-

Number of Electors



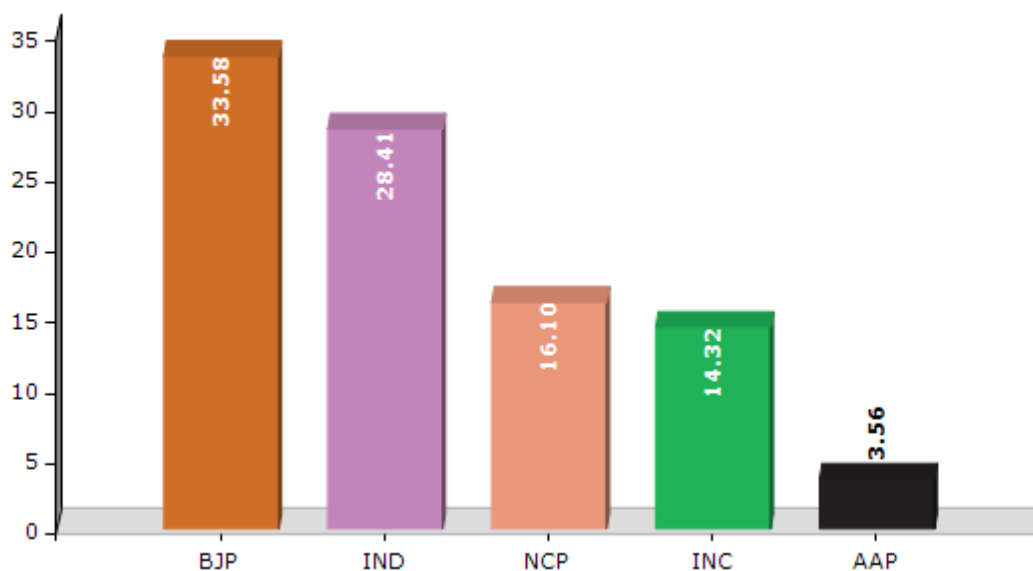
Note : AE : Assembly Election, PE : Assembly Segment of Parliamentary Election

Historical Summary Election Results

Summary Result of Assembly Election - 2017

Candidate Name	Party	Votes	Votes %
Jose Luis Carlos Almeida	BJP	8765	33.58
Krishna (Daji) V Salkar	IND	7414	28.41
Jose Filipe De Sousa	NCP	4202	16.1
Saifula Khan	INC	3737	14.32
Loretta Shreedharan	AAP	928	3.56
Manesh Chandrakant Arolkar	MAG	654	2.51
Gandhi Henriques	IND	77	0.3
Chandrashekher Vast	NGRF	59	0.23
	NOTA	263	1.01

Votes Percentage of Top Parties - 2017



Polling Station Level Election Results

Number and Name of Polling Stations (PS) (2022)

Number of Polling Stations	Name of Polling Stations	Number of Polling Stations	Name of Polling Stations
1	Our Lady Of Candelaria High School, Sasmollem, Baina, Vasco-da-Gama (Room No. 1)	22	Govt. Primary School, Vasco-Main (Room No. 1)
2	Our Lady Of Candelaria High School, Sasmollem, Baina, Vasco-da-Gama (Room No. 2)	23	Govt. Primary School, Vasco-Main (Room No. 2)
3	Our Lady Of Candelaria High School, Sasmollem, Baina, Vasco-da-Gama (Room No. 3)	24	Government Primary School, Vasco-Main, New Building (Room No. 1)
4	Anjuman H.I. High School, Islampur, Baina, (Room No. 1)	25	Government Primary School, Vasco-Main, New Building (Room No. 2)
5	Anjuman H.I. High School, Islampur, Baina, (Room No. 2)	26	St. Therese's High School, Mangor Hill, Vasco-da-Gama (Room No. 4)
6	Anjuman H.I. High School, Islampur, Baina, (Room No. 3)	27	St. Therese's High School, Mangor Hill, Vasco-da-Gama (Room No. 1)
7	Mata Secondary School No. 1 (Room No. 1)	28	St. Therese's High School, Mangor Hill, Vasco-da-Gama (Room No. 2)
8	Mata Secondary School No. 1 (Room No. 2)	29	St. Therese's High School, Mangor Hill, Vasco-da-Gama (Room No. 3)
9	Mata Secondary School No. 1 (Room No. 3)	30	Kendriya Vidhyalaya-II, Varunapuri, Mangor Hill (Room No. 1)
10	Mata Secondary School No. 1 (Room No. 4)	31	Kendriya Vidhyalaya-II, Varunapuri, Mangor Hill (Room No. 2)
11	St. Joseph's Institute, Vasco-da-Gama (Room No. 1)	32	Kendriya Vidhyalaya-II, Varunapuri, Mangor Hill (Room No. 3)
12	St. Joseph's Institute, Vasco-da-Gama (Room No. 2)	33	Kendriya Vidhyalaya-I, Varunapuri, Mangor Hill (Room No. 1)
13	St. Andrews High School, Vasco-da-Gama (Room No. 1)	34	Kendriya Vidhyalaya-I, Varunapuri, Mangor Hill (Room No. 2)
14	St. Andrew's High School, Vasco-da-Gama (Room No. 2)	35	Kendriya Vidhyalaya-I, Varunapuri, Mangor Hill (Room No. 3)
15	St. Andrew's High School, Vasco-da-Gama (Room No. 3)	36	Kendriya Vidhyalaya-I, Varunapuri, Mangor Hill (Room No. 4)
16	St. Joseph's Institute, Vasco-da-Gama (Room No. 3)	37	Government High School, Mangor, Vasco-da-Gama (Room No. 1)
17	St.Andrew's High School, Vasco-da-Gama (Room No. 4)	38	Government High School, Mangor, Vasco-da-Gama (Room No. 2)
18	Office of the Executive Engineer, Electricity Department, Mundvel, Vasco (Room No. 1)	39	Government High School, Mangor, Vasco-da-Gama (Room No. 3)
19	St. Andrew's Institute (ICSE), Vasco Da Gama (Room No. 1)	40	Government High School, Mangor, Vasco-da-Gama (Room No. 4)
20	Administrative Office Of Kadamba Transport Corporation, Mundvel, Vasco-da-Gama (Room No.1)	41	Government High School, New Vaddem, Vasco-da-Gama (Room No. 1)
21	Administrative Office Of Kadamba Transport Corporation, Mundvel, Vasco-da-Gama (Room No.2)	42	Government High School, New Vaddem, Vasco-da-Gama (Room No. 2)

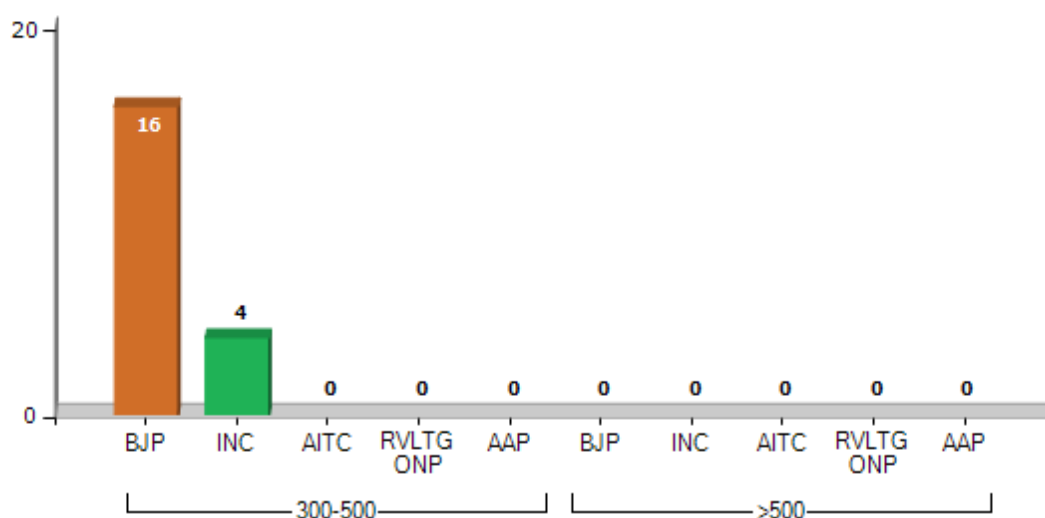
Contd....

Polling Station Level Election Results

Polling Station-wise Votes Secured by Overall Top Five Parties in Vasco-da-gama Assembly in Assembly Election (AE) under South Goa Parliamentary Constituency in Goa (2022)

Number of Polling Station	Winner - Krishna V. Salkar (BJP)	Runner-up - Jose Luis Carlos Almeida (INC)	3rd - Saifula Khan (AITC)	4th - Andre Sebastiao Viegas (RVLTGONP)	5th - Sunil Loran (AAP)	NOTA	Other	Total Votes Secured
36	162	51	3	2	15	6	1	240
37	347	262	23	18	17	4	7	678
38	212	225	12	17	22	8	2	498
39	183	155	15	19	22	2	7	403
40	361	168	10	25	23	4	4	595
41	276	146	4	73	17	2	2	520
42	407	176	10	33	21	7	3	657
43	229	138	19	16	12	8	4	426
44	288	330	38	14	22	4	10	706
45	290	252	13	20	40	8	8	631
46	236	235	32	20	35	7	3	568
Total Vasco-Da-Gama AC	13118	9461	860	851	784	244	188	25506

Number of Polling Station Where Parties Secured between 300-500 and More than 500 Votes - 2022

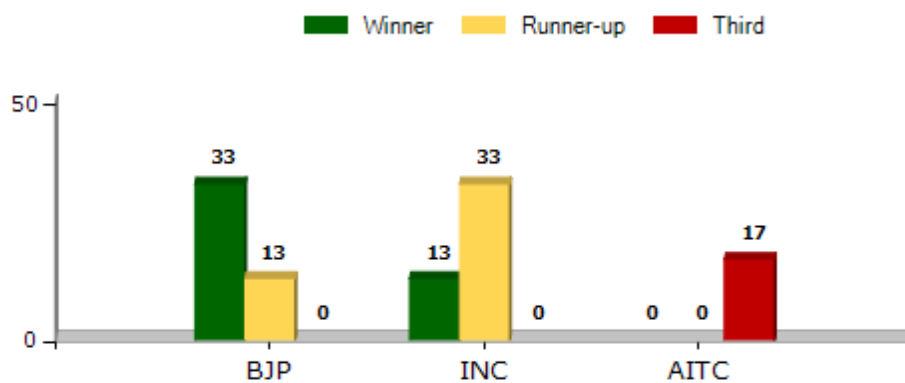


Polling Station Level Election Results

Winner, Runner-up and 3rd Party Position & Winning Margin According to Polling Stations in Vasco-da-gama Assembly in Assembly Election (AE) under South Goa Parliamentary Constituency in Goa (2022)

Polling Station Number	Winner Party	Winner Votes (%)	Runner-up Party	Runner-up Votes (%)	Winning Margin Votes (%)	Third Party	Third Party Votes (%)	Other Votes (%)
36	BJP	162 (67.5)	INC	51 (21.25)	111 (46.25)	AAP	15 (6.25)	12 (5)
37	BJP	347 (51.18)	INC	262 (38.64)	85 (12.54)	AITC	23 (3.39)	46 (6.78)
38	INC	225 (45.18)	BJP	212 (42.57)	13 (2.61)	AAP	22 (4.42)	39 (7.83)
39	BJP	183 (45.41)	INC	155 (38.46)	28 (6.95)	AAP	22 (5.46)	43 (10.67)
40	BJP	361 (60.67)	INC	168 (28.24)	193 (32.43)	RVLTGONP	25 (4.2)	41 (6.89)
41	BJP	276 (53.08)	INC	146 (28.08)	130 (25)	RVLTGONP	73 (14.04)	25 (4.81)
42	BJP	407 (61.95)	INC	176 (26.79)	231 (35.16)	RVLTGONP	33 (5.02)	41 (6.24)
43	BJP	229 (53.76)	INC	138 (32.39)	91 (21.37)	AITC	19 (4.46)	40 (9.39)
44	INC	330 (46.74)	BJP	288 (40.79)	42 (5.95)	AITC	38 (5.38)	50 (7.08)
45	BJP	290 (45.96)	INC	252 (39.94)	38 (6.02)	AAP	40 (6.34)	49 (7.77)
46	BJP	236 (41.55)	INC	235 (41.37)	1 (0.18)	AAP	35 (6.16)	62 (10.92)
Total Vasco-Da-Gama AC	BJP	13118 (51.43)	INC	9461 (37.09)	3657 (14.34)	AITC	860 (3.37)	2067 (8.1)

Polling Station-Wise Winner, Runner up and 3rd Party Position - 2022



DISCLAIMER

The Terms of Use and Disclaimer of Datanet India Private Limited (hereinafter referred to as "Datanet") for use of this analysis report of **Vasco-da-gama Assembly Constituency (Vasco-da-gama Vidhan Sabha)** :-

1. **Assembly Factbook™** is a Registered Trade Mark owned by Datanet.
2. All the maps are sketched and graphical representation only and have not been drawn to the scale and also not to represent the actual geographical area or boundary of the unit.
3. The data for the aforesaid analysis is based on authentic sources and has been culled from the various publications of Census, CSO and NSSO for district and block level data, various central and state government departments, Central & State Elections Commissions and the concerned Returning Officers' releases, Electoral Rolls, Election results and allied publications, internal assessment, surveys, estimates and analysis. Therefore, certain adjustment of data at micro level may have been done to arrive closer to the macro data.
4. Data have been provided on an "As Is" and "As AVAILABLE" basis
5. The colours shown in the maps or diagram and charts of a particular party, alliance or AC are indicative and do not represent them.
6. This publication which includes maps, sheets, graphs and data would be the property under copyright of Datanet only. The user may use these for its internal study, analysis and research purposes. It's public display, re-selling or any commercial uses by the user are not allowed.
7. Datanet has taken due care and caution in compilation and processing of data and allied information, but does not guarantee the accuracy, adequacy or completeness of any information/analysis and will be not responsible for any errors or omissions or for the results obtained from the use of such information/analysis.
8. All the contents for the publication have been culled from various authentic sources and Datanet reasonably believes such sources to be reliable, but does not make any representations, express or implied as to the accuracy or fitness of use of such information. The information or contents of the information/analysis do not constitute advice and should not be relied upon in making (or refraining from making) any decision. Any reliance placed upon the information provided by Datanet is the sole responsibility and strictly at the user's risk.
9. In no event will Datanet be liable for any damages (including, without limitation, damages for loss of business projects, or loss of profits) arising in contract, tort or otherwise from the use of or inability to use any of its contents, or from any action taken (or refrained from being taken) as a result of using the analysis or any of its contents. Datanet its directors, owners, editors, officials, employees, distributor and agents or any associate will not be liable for any errors in the information contained or any consequences arising from the use of the contents of the provided information/analysis.
10. If any provision of these terms and conditions is held invalid or illegal or unenforceable for any reason by any court of competent jurisdiction, such provision shall be severed and the remainder of provisions of the terms and conditions shall continue in full force and effect as if the Term of Use had been executed with the invalid, illegal or unenforceable provision eliminated.
11. If there are any discrepancies in the information provided, please bring it to attention of Datanet for suitable rectification measures.

**Buy Online This Complete Book At
Datanet India eBooks Store**

www.indiastatpublications.com

or go directly at

**[http://www.indiastatpublications.com/
Assembly_factbook/Goa/South_Goa/Vasco-Da-Gama](http://www.indiastatpublications.com/Assembly_factbook/Goa/South_Goa/Vasco-Da-Gama)**

 **india**stat**elections**

ISBN : 978-93-5822-339-2



9 789358 223392