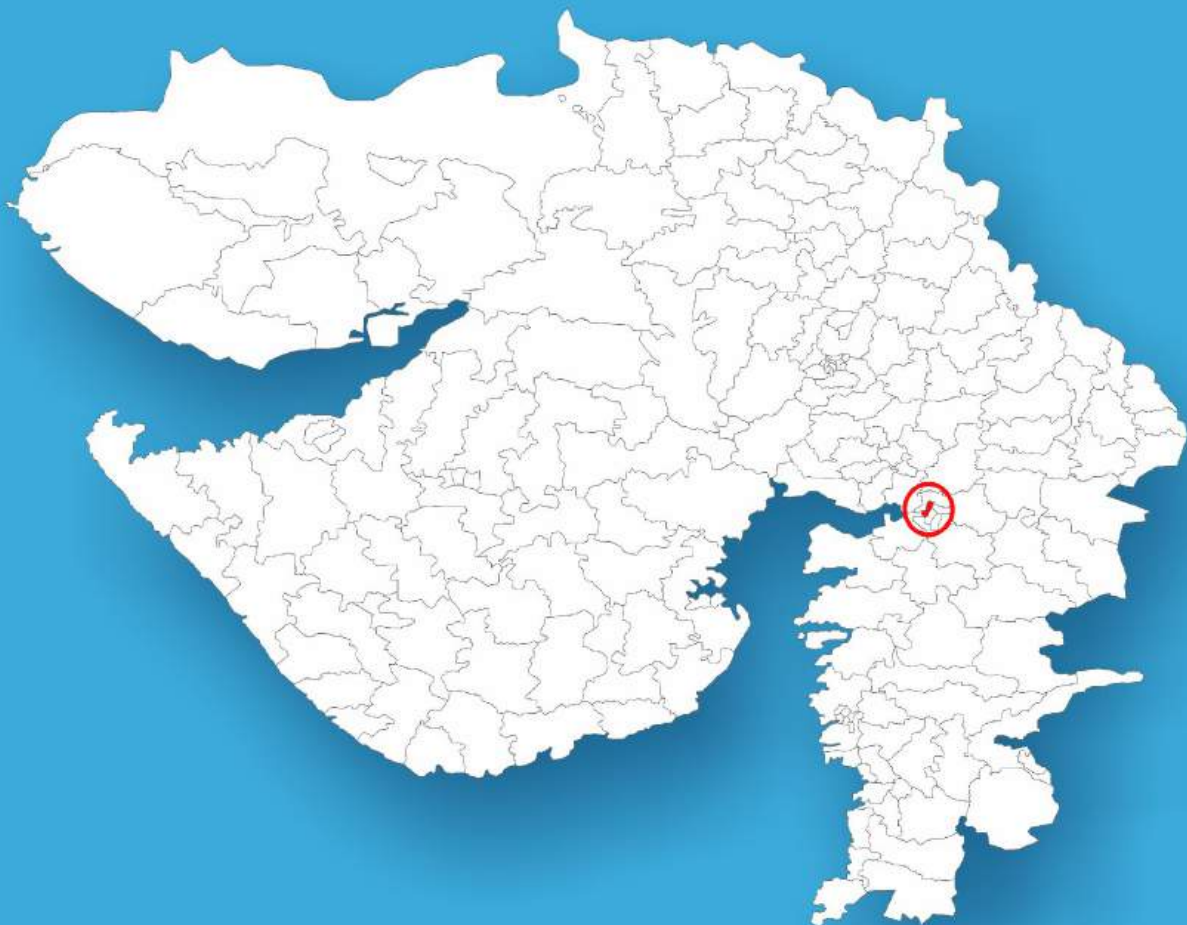




Gujarat

# Assembly Factbook™

Vadodra City Assembly Constituency

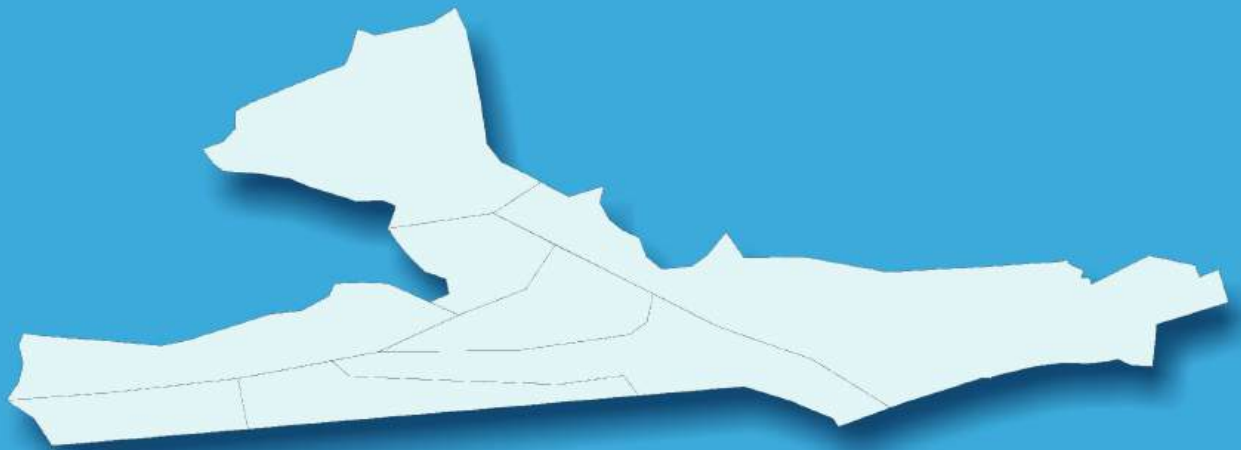


Key Electoral Data of Vadodra City  
Assembly Constituency (Vidhan Sabha)

Gujarat

# **Assembly Factbook™**

Vadodra City Assembly Constituency



Vadodra City Vidhan Sabha

**Editor & Director**

Dr. R.K. Thukral

**Research Editor**

Dr. Shafeeq Rahman

**Compiled, Researched and Published by  
Datanet India Pvt. Ltd.**

D-100, 1st Floor,

Okhla Industrial Area, Phase-I,

New Delhi- 110020.

Ph.: 91-11- 43580781-84

Email : support@indiastatpublications.com

Website : www.indiastatelections.com

**Online Book Store :**

www.indiastatpublications.com

**Report No. :** AFB/GJ-141-0125

**ISBN :** 978-93-5822-959-2

**First Edition :** January, 2018

**Eighth Updated Edition :** January, 2025

**Price :** Rs. 11500/-

US\$ 310

**© Datanet India Pvt. Ltd.**

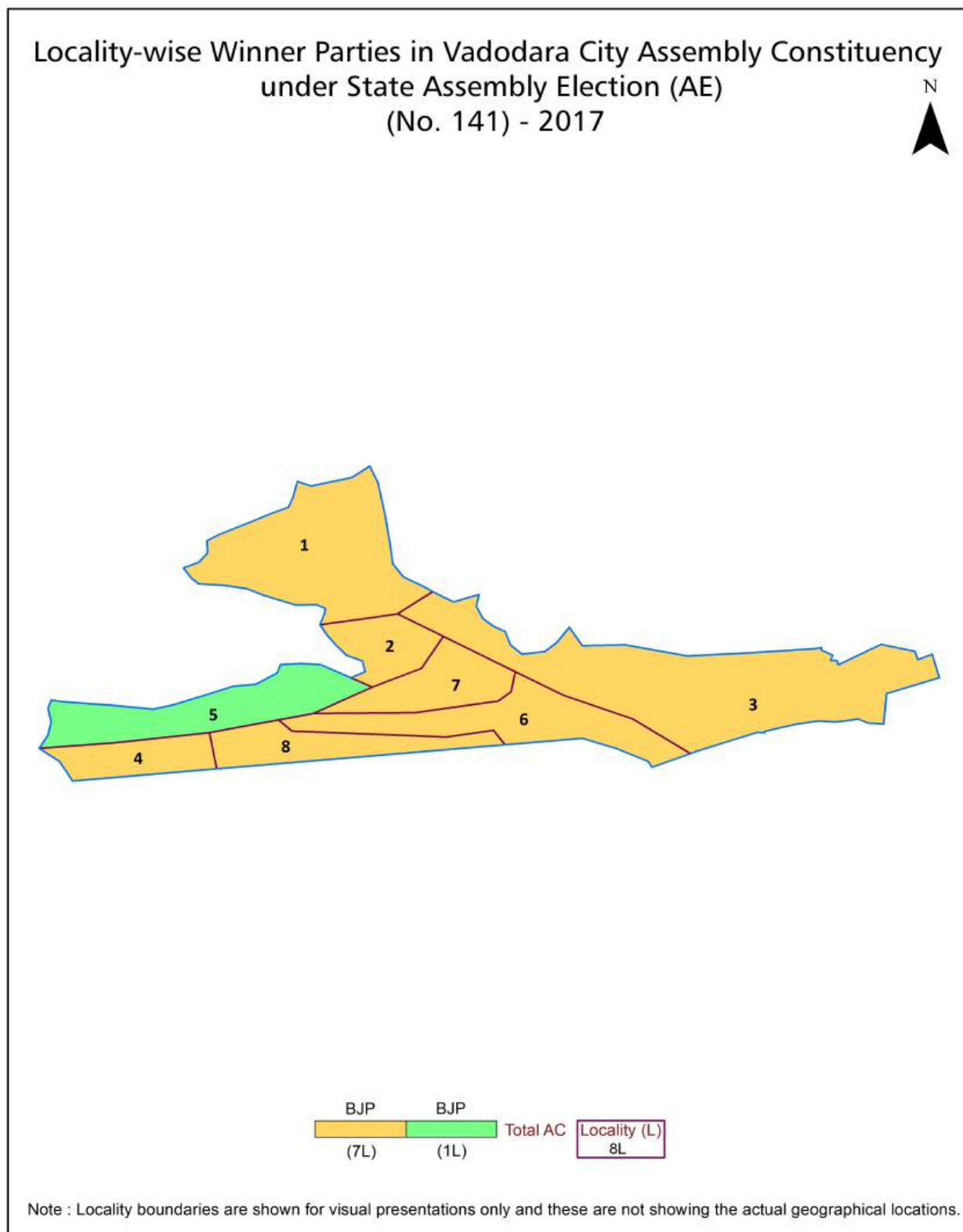
All rights reserved. No part of this book may be reproduced, stored in a retrieval system or transmitted in any form or by any means, mechanical photocopying, photographing, scanning, recording or otherwise without the prior written permission of the publisher. Please refer to Disclaimer at page no. 195 for the use of this publication.

Printed in India

## Contents

No.	Particulars	Page No.
	<b>Introduction</b>	
1	Assembly Constituency - (Vidhan Sabha) at a Glance   Features of Assembly as per Delimitation Commission of India (2008)	1-2
	<b>Location and Political Maps</b>	
2	Location Map   Boundaries of Assembly Constituency - (Vidhan Sabha) in District   Boundaries of Assembly Constituency under Parliamentary Constituency - (Lok Sabha)   Locality-wise Winner Parties- 2024, 2022, 2019, 2017, 2014, 2012 and 2009	3-11
	<b>Administrative Setup (2011)</b>	
3	District   Sub-district   Towns   Villages   Inhabited Villages   Uninhabited Villages   Village Panchayat   Intermediate Panchayat	12
	<b>Demographics (2011)</b>	
4	Population   Households   Rural/Urban Population   Sex Ratio (Total & 0-6 Years)   Religious Population   Social Population   Literacy Rate	13
	<b>Electoral Features</b>	
5	Important Dates of Last Elections Held   Electors by Gender   Service Electors   Voters   Voters Turnout   Polling Stations & Average Number of Electors per Polling Station   Electors by Age Group   Present Elected Representatives	14-19
	<b>Historical Summary Election Results</b>	
6	Vote Share of Major Parties   Winning Margin (Number & Percentage)   Polarity of Parties   Summary Result of Assembly Segment of Parliamentary Elections 2024, 2019, 2014, 2009, 2004 and 1999   Summary Result of Assembly Elections 2022, 2017, 2012, 2007, 2002, 1998, 1995, 1990, 1985, 1980, 1975, 1972 and 1967	20-41
	<b>Polling Station Level Election Results</b>	
7	Name and Number of Polling Station 2024, 2022, 2019, 2017, 2014, 2012 and 2009   Polling Station-wise Electors, Voters & Voters Turnout 2024, 2022, 2019, 2017, 2014, 2012 and 2009   Polling Station wise Elections Results 2024, 2022, 2019, 2017, 2014, 2012 and 2009	42-190
	<b>Share of Assembly Constituency</b>	
8	Share of Assembly Constituency - (Vidhan Sabha) in State, District and Parliamentary Constituency - (Lok Sabha)	191
9	<b>Abbreviation &amp; Sources</b>	193-194
10	<b>Disclaimer</b>	195

## Location & Political Map

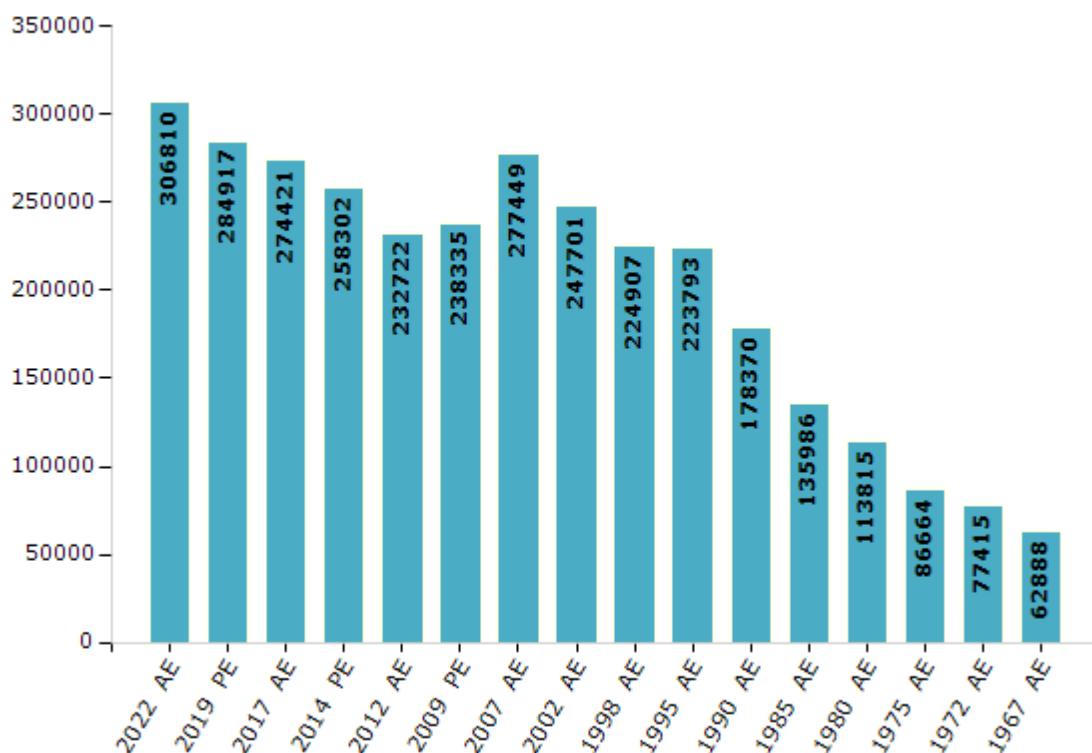


## Electoral Features

### Electors by Male & Female

Year	Male	Female	Others	Total	Year	Male	Female	Others	Total
2022 AE	157716	149083	11	306810	1998 AE	115914	108993	-	224907
2019 PE	146668	138245	4	284917	1995 AE	115374	108419	-	223793
2017 AE	141567	132852	2	274421	1990 AE	93076	85294	-	178370
2014 PE	134064	124238	0	258302	1985 AE	70852	65134	-	135986
2012 AE	121011	111711	0	232722	1980 AE	59585	54230	-	113815
2009 PE	122790	115545	-	238335	1975 AE	45672	40992	-	86664
2007 AE	142039	135410	-	277449	1972 AE	40537	36878	-	77415
2004 PE	-	-	-	-	1967 AE	-	-	-	62888
2002 AE	126531	121170	-	247701	1962 AE	-	-	-	-
1999 PE	-	-	-	-					

Number of Electors

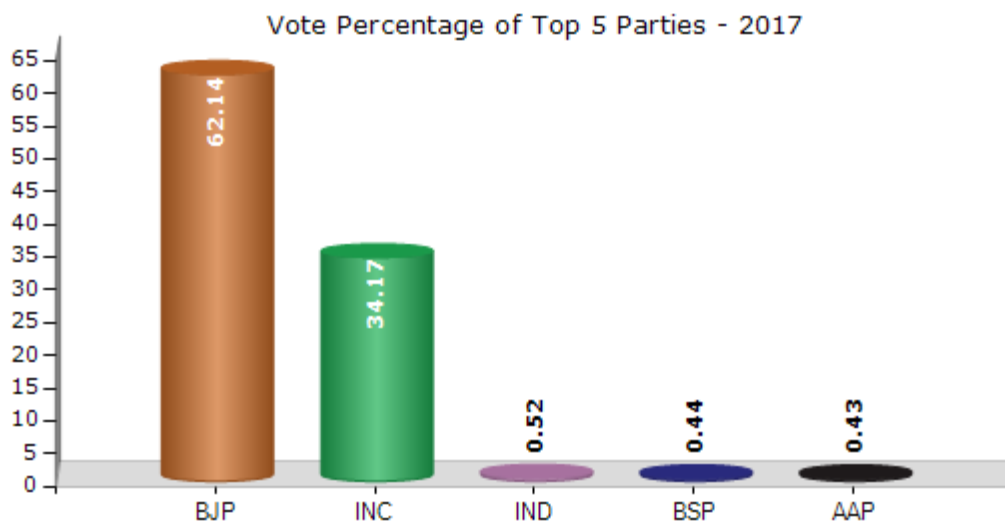


**Note :** AE : Assembly Election, PE : Assembly Segment of Parliamentary Election

## Historical Summary Election Results

### Summary Result of Assembly Election - 2017

Candidate Name	Party	Votes	Votes %
Manisha Vakil	BJP	116367	62.14
Anil Parmar	INC	63984	34.17
Chandrika Solanki	IND	975	0.52
Parmar Devyaniben Laxmanbhai	BSP	831	0.44
Dr.Thakor Parmar	AAP	807	0.43
Parmar Bharatbhai Ravajibhai	GJCP	559	0.3
Parmar Rashmiben Kanaiyalal (Advocate)	IND	493	0.26
	NOTA	3253	1.74





## Polling Station Level Election Results

### Number and Name of Polling Stations (PS) (2022)

Number of Polling Stations	Name of Polling Stations	Number of Polling Stations	Name of Polling Stations
1	Kendriy Vidhyalay, Room No.- 5, Sama Savli Road, Harani, Vadodara	22	Sadhuvaswani Vidhyalay, Room No.- 3, Near Mitul Park, New Vip Vip Road, Vadodara
2	Kendriy Vidhyalay, New Building Std.-8, Sama Savli Road, Harani, Vadodara	23	Kendriy Vidhyalay, Room No.14, Near Lalbahadur Shastri Vidhyalay, Sangam Char Rasta, Vadodara
3	Darjipura Prathmik School, Room No.1, Near Bhagol, Vadodara	24	Shree Morarji Desai Institute Of Naturopathy And Yogik Science, Room No.4, Opp. R.R. Park Society-2, Karelibaug, Vadodara
4	Harni Primary School, Room No.1, Opp Harni Lake, Vadodara	25	Shree Morarji Desai Institute Of Naturopathy And Yogik Science, Room No.6, Opp. R.R. Park Society-2, Karelibaug, Vadodara
5	Harni Primary School, Office Room, Opp Harni Lake, Vadodara	26	Lal Bahadur Shastri Vidhyalay, Room No.4, Sangam Cross Road, Vadodara
6	Harni Primary School, Room No.-2, Opp Harni Lake, Vadodara	27	Kendriy Vidhyalay, Room No.16, Near Lalbahadur Shastri Vidhyalay, Sangam Char Rasta, Vadodara
7	Harni Primary School, Room No.3, Opp Harni Lake, Vadodara	28	Kendriy Vidhyalay, Room No.17, Near Lalbahadur Shastri Vidhyalay, Sangam Char Rasta, Vadodara
8	Bright Day School, Room No.- 16, Harni, Vadodara	29	Mahanagar Seva Sadan Ward No-02 Office, Room No-106, Engineering Vibhag,Near Sawad Quaters, Bh. Sangam,Harni Warasiya Ring Road, Vadodara
9	Post And Teligram Tranning Center, Drak Museum Room, Harani, Vadodara	30	Mahanagar Seva Sadan Ward No-02 Office, Room No.-106/01, Engineering Vibhag,Near Sawad Quaters, Bh. Sangam,Harni Warasiya Ring Road, Vadodara
10	Post And Teligram Tranning Center, Gymnasium East Side Room, Harani, Vadodara	31	Swami Vivekanand Mishra Primary School, Room No.9, Sawad Colony, Harni Warasiya Ring Road, Vadodara
11	Post And Teligram Tranning Center, Gymnasium West Side Room, Harani, Vadodara	32	Swami Vivekanand Mishra Primary School, Room No.-10, Sawad Colony, Harni Warasiya Ring Road, Vadodara
12	Shree Morarji Desai Institute Of Naturopathy And Yogik Science, Room No.3, Opp. R.R. Park Society-2, Karelibaug, Vadodara	33	Swami Vivekanand Mishra Primary School, Room No.8, Sawad Colony, Harni Warasiya Ring Road, Vadodara
13	Shree Morarji Desai Institute Of Naturopathy And Yogik Science, Room No.-6, Opp. R.R. Park Society-2, Karelibaug, Vadodara	34	Mahanagar Seva Sadan Ward No-02 Office, Room No-114, Engineering Vibhag,Near Sawad Quaters, Bh. Sangam,Harni Warasiya Ring Road, Vadodara
14	Shree Morarji Desai Institute Of Naturopathy And Yogik Science, Room No.1, Opp. R.R. Park Society-2, Karelibaug, Vadodara	35	Swami Vivekanand Mishra Primary School, Room No.6, Sawad Colony, Harni Warasiya Ring Road, Vadodara
15	Shree Morarji Desai Institute Of Naturopathy And Yogik Science, Room No.2, Opp. R.R. Park Society-2, Karelibaug, Vadodara	36	Swami Vivekanand Mishra Primary School, Room No.-11, Sawad Colony, Harni Warasiya Ring Road, Vadodara
16	Shree Morarji Desai Institute Of Naturopathy And Yogik Science, Room No.5, Opp. R.R. Park Society-2, Karelibaug, Vadodara	37	Lal Bahadur Shastri Vidhyalay, Room No.17, Sangam Cross Road, Vadodara
17	Lal Bahadur Shastri Vidhyalay, Room No.3, Sangam Cross Road, Vadodara	38	Lal Bahadur Shastri Vidhyalay, Room No.5, Sangam Cross Road, Vadodara
18	Kendriy Vidhyalay, Room No.19, Near Lalbahadur Shastri Vidhyalay, Sangam Char Rasta, Vadodara	39	Sri Narayan Vidhyalaya, Room No.2, Vadodara, Vadodara
19	V.M.C. Urban Health Center, Family Planning Room No. -11, Sawad, Vadodara	40	Swami Vivekanand Mishra Primary School, Room No.7, Sawad Colony, Harni Warasiya Ring Road, Vadodara
20	V.M.C. Urban Health Center, Gents Ward Meeting Planning Room No.4, Sawad, Vadodara	41	Sadhuvaswani Vidhyalay, Room No.1, Near Mitul Park, New Vip Vip Road, Vadodara
21	Sadhuvaswani Vidhyalay, Room No.2, Near Mitul Park, New Vip Vip Road, Vadodara	42	Adarsh Vidhyalay, Room No.3, Khodiyar Nagar Cross Road, New Vip Road, Vadodara

Contd....



## Polling Station Level Election Results

### Polling Station-wise Votes Secured by Overall Top Five Parties in Vadodara City Assembly in Assembly Election (AE) under Vadodara Parliamentary Constituency in Gujarat (2022)

Number of Polling Station	Winner - Manisha Vakil (BJP)	Runner-up - Gunvantray Parmar (INC)	3rd - Solanki Jigarbhai Bhanuprasad (AAP)	4th - Nayna Kanjibhai Parmar (RSPS)	5th - Dilipsinh Valjibhai Kataria (BSP)	NOTA	Other	Total Votes Secured
36	371	16	19	3	0	6	0	415
37	634	24	26	7	1	20	2	714
38	624	52	30	2	1	22	0	731
39	555	33	27	3	1	19	2	640
40	630	27	51	3	1	18	1	731
41	443	28	17	0	1	10	1	500
42	466	61	32	4	4	15	3	585
43	552	50	46	2	6	15	3	674
44	717	70	59	2	1	20	1	870
45	579	105	86	5	4	18	3	800
46	621	111	76	1	7	18	4	838
47	671	90	63	2	2	22	4	854
48	702	56	48	2	2	22	0	832
49	628	89	59	2	6	20	1	805
50	646	57	27	2	2	28	3	765
51	622	55	23	3	6	6	1	716
52	691	36	34	5	2	24	3	795
53	480	24	17	3	1	14	0	539
54	489	16	13	1	0	5	0	524
55	450	18	14	0	0	10	0	492
56	404	34	18	1	0	11	1	469
57	427	8	9	1	0	7	8	460
58	659	42	25	7	0	21	9	763
59	571	65	15	5	6	20	10	692
60	723	20	24	2	1	13	0	783
61	581	58	28	0	2	19	1	689
62	755	48	40	5	2	16	6	872
63	750	64	34	3	6	22	5	884
64	418	75	36	5	2	10	4	550
65	582	126	103	1	2	20	6	840
66	585	75	47	2	3	18	6	736
67	511	44	41	2	6	13	5	622
68	344	97	116	0	3	11	2	573
69	532	112	66	5	4	16	8	743
70	773	78	28	6	5	10	4	904

Contd....

## Polling Station Level Election Results

**Winner, Runner-up and 3rd Party Position & Winning Margin According to Polling Stations in Vadodara City Assembly in Assembly Election (AE) under Vadodara Parliamentary Constituency in Gujarat (2022)**

Polling Station Number	Winner Party	Winner Votes (%)	Runner-up Party	Runner-up Votes (%)	Winning Margin Votes (%)	Third Party	Third Party Votes (%)	Other Votes (%)
71	BJP	653 (88.72)	INC	33 (4.48)	620 (84.24)	AAP	29 (3.94)	21 (2.85)
72	BJP	680 (89.12)	AAP	38 (4.98)	642 (84.14)	INC	23 (3.01)	22 (2.88)
73	BJP	692 (88.6)	AAP	34 (4.35)	658 (84.25)	INC	23 (2.94)	32 (4.1)
74	BJP	662 (86.2)	AAP	49 (6.38)	613 (79.82)	INC	36 (4.69)	21 (2.73)
75	BJP	673 (77.09)	INC	102 (11.68)	571 (65.41)	AAP	71 (8.13)	27 (3.09)
76	BJP	540 (68.61)	INC	146 (18.55)	394 (50.06)	AAP	69 (8.77)	32 (4.07)
77	BJP	491 (70.24)	INC	128 (18.31)	363 (51.93)	AAP	54 (7.73)	26 (3.72)
78	BJP	570 (64.41)	INC	196 (22.15)	374 (42.26)	AAP	79 (8.93)	40 (4.52)
79	BJP	533 (73.72)	INC	117 (16.18)	416 (57.54)	AAP	41 (5.67)	32 (4.43)
80	BJP	640 (80.1)	INC	70 (8.76)	570 (71.34)	AAP	58 (7.26)	31 (3.88)
81	BJP	599 (76.99)	INC	93 (11.95)	506 (65.04)	AAP	59 (7.58)	27 (3.47)
82	BJP	708 (79.73)	INC	102 (11.49)	606 (68.24)	AAP	49 (5.52)	29 (3.27)
83	BJP	501 (57.06)	INC	226 (25.74)	275 (31.32)	AAP	68 (7.74)	83 (9.45)
84	BJP	620 (70.78)	INC	164 (18.72)	456 (52.06)	AAP	45 (5.14)	47 (5.37)
85	BJP	330 (49.92)	INC	224 (33.89)	106 (16.03)	AAP	57 (8.62)	50 (7.56)
86	INC	263 (49.25)	BJP	168 (31.46)	95 (17.79)	AAP	72 (13.48)	31 (5.81)
87	BJP	265 (49.07)	INC	167 (30.93)	98 (18.14)	AAP	84 (15.56)	24 (4.44)
88	BJP	446 (54.93)	INC	268 (33)	178 (21.93)	AAP	61 (7.51)	37 (4.56)
89	BJP	632 (76.51)	INC	137 (16.59)	495 (59.92)	AAP	26 (3.15)	31 (3.75)
90	BJP	471 (75.36)	INC	78 (12.48)	393 (62.88)	AAP	51 (8.16)	25 (4)
91	BJP	481 (62.55)	INC	165 (21.46)	316 (41.09)	AAP	103 (13.39)	20 (2.6)
92	BJP	484 (54.75)	INC	287 (32.47)	197 (22.28)	AAP	101 (11.43)	12 (1.36)
93	BJP	536 (84.28)	INC	46 (7.23)	490 (77.05)	AAP	26 (4.09)	28 (4.4)
94	BJP	588 (79.89)	INC	86 (11.68)	502 (68.21)	AAP	35 (4.76)	27 (3.67)
95	BJP	610 (77.02)	INC	105 (13.26)	505 (63.76)	AAP	59 (7.45)	18 (2.27)
96	BJP	593 (81.91)	INC	85 (11.74)	508 (70.17)	AAP	22 (3.04)	24 (3.31)
97	BJP	616 (80)	INC	88 (11.43)	528 (68.57)	AAP	47 (6.1)	19 (2.47)
98	BJP	347 (80.51)	INC	52 (12.06)	295 (68.45)	AAP	17 (3.94)	15 (3.48)
99	BJP	318 (71.95)	INC	109 (24.66)	209 (47.29)	AAP	10 (2.26)	5 (1.13)
100	BJP	392 (51.92)	INC	244 (32.32)	148 (19.6)	AAP	77 (10.2)	42 (5.56)
101	INC	283 (67.87)	AAP	102 (24.46)	181 (43.41)	BJP	24 (5.76)	8 (1.92)
102	BJP	397 (58.64)	INC	143 (21.12)	254 (37.52)	AAP	80 (11.82)	57 (8.42)
103	BJP	469 (62.12)	INC	206 (27.28)	263 (34.84)	AAP	53 (7.02)	27 (3.58)
104	BJP	480 (69.57)	INC	132 (19.13)	348 (50.44)	AAP	58 (8.41)	20 (2.9)
105	INC	320 (47.83)	BJP	221 (33.03)	99 (14.8)	AAP	111 (16.59)	17 (2.54)

Contd....

## DISCLAIMER

The Terms of Use and Disclaimer of Datanet India Private Limited (hereinafter referred to as "Datanet") for use of this analysis report of **Vadodara City Assembly Constituency (Vadodara City Vidhan Sabha)** :-

1. **Assembly Factbook™** is a Registered Trade Mark owned by Datanet.
2. All the maps are sketched and graphical representation only and have not been drawn to the scale and also not to represent the actual geographical area or boundary of the unit.
3. The data for the aforesaid analysis is based on authentic sources and has been culled from the various publications of Census, CSO and NSSO for district and block level data, various central and state government departments, Central & State Elections Commissions and the concerned Returning Officers' releases, Electoral Rolls, Election results and allied publications, internal assessment, surveys, estimates and analysis. Therefore, certain adjustment of data at micro level may have been done to arrive closer to the macro data.
4. Data have been provided on an "As Is" and "As AVAILABLE" basis
5. The colours shown in the maps or diagram and charts of a particular party, alliance or AC are indicative and do not represent them.
6. This publication which includes maps, sheets, graphs and data would be the property under copyright of Datanet only. The user may use these for its internal study, analysis and research purposes. It's public display, re-selling or any commercial uses by the user are not allowed.
7. Datanet has taken due care and caution in compilation and processing of data and allied information, but does not guarantee the accuracy, adequacy or completeness of any information/analysis and will be not responsible for any errors or omissions or for the results obtained from the use of such information/analysis.
8. All the contents for the publication have been culled from various authentic sources and Datanet reasonably believes such sources to be reliable, but does not make any representations, express or implied as to the accuracy or fitness of use of such information. The information or contents of the information/analysis do not constitute advice and should not be relied upon in making (or refraining from making) any decision. Any reliance placed upon the information provided by Datanet is the sole responsibility and strictly at the user's risk.
9. In no event will Datanet be liable for any damages (including, without limitation, damages for loss of business projects, or loss of profits) arising in contract, tort or otherwise from the use of or inability to use any of its contents, or from any action taken (or refrained from being taken) as a result of using the analysis or any of its contents. Datanet its directors, owners, editors, officials, employees, distributor and agents or any associate will not be liable for any errors in the information contained or any consequences arising from the use of the contents of the provided information/analysis.
10. If any provision of these terms and conditions is held invalid or illegal or unenforceable for any reason by any court of competent jurisdiction, such provision shall be severed and the remainder of provisions of the terms and conditions shall continue in full force and effect as if the Term of Use had been executed with the invalid, illegal or unenforceable provision eliminated.
11. If there are any discrepancies in the information provided, please bring it to attention of Datanet for suitable rectification measures.

**Buy Online This Complete Book At  
Indiastat Publication Book Store**

**[www.indiastatpublications.com](http://www.indiastatpublications.com)**

**or go directly at**

**[http://www.indiastatpublications.com/  
Assembly\\_factbook/Gujarat/Vadodara/ Vadodara\\_City](http://www.indiastatpublications.com/Assembly_factbook/Gujarat/Vadodara/Vadodara_City)**

 **indiastat**elections

ISBN : 978-93-5822-959-2



9 789358 229592