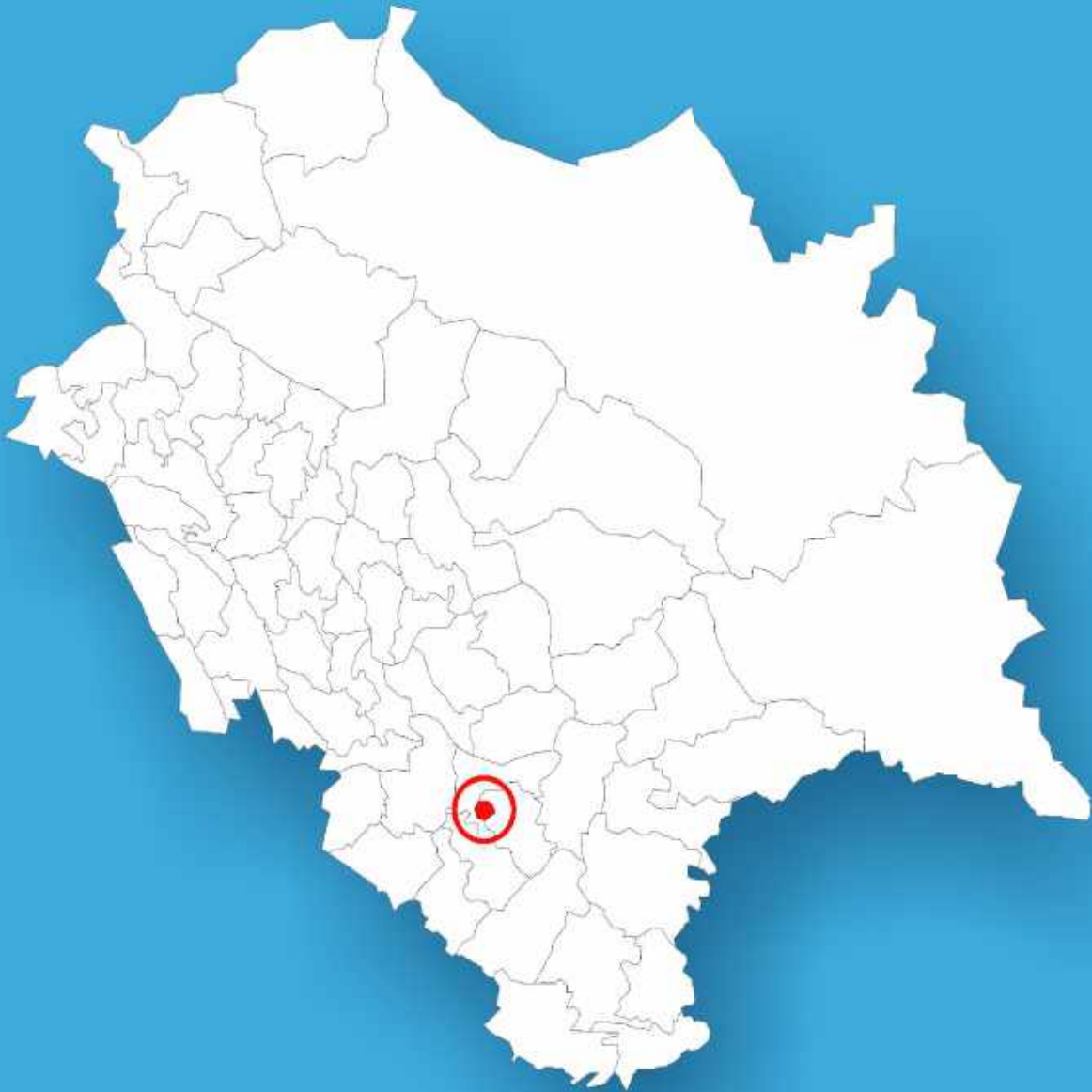




Himachal Pradesh

# Assembly Factbook™

Shimla Assembly Constituency



Key Electoral Data of Shimla  
Assembly Constituency (Vidhan Sabha)

Himachal Pradesh  
**Assembly Factbook**<sup>TM</sup>  
Shimla Assembly Constituency



Shimla Vidhan Sabha

## **Editor & Director**

Dr. R.K. Thukral

## **Research Editor**

Dr. Shafeeq Rahman

## **Compiled, Researched and Published by Datanet India Pvt. Ltd.**

D-100, 1st Floor,

Okhla Industrial Area, Phase-I,

New Delhi- 110020.

Ph.: 91-11- 43580781-84

Email : support@indiastatpublications.com

Website : www.indiastatelections.com

## **Online Book Store :**

www.indiastatpublications.com

**Report No. :** AFB/HP-63-0125

**ISBN :** 978-93-5905-251-9

**First Edition :** January, 2018

**Eighth Updated Edition :** January, 2025

**Price :** Rs.11500/-

US\$ 310

© **Datanet India Pvt. Ltd.**

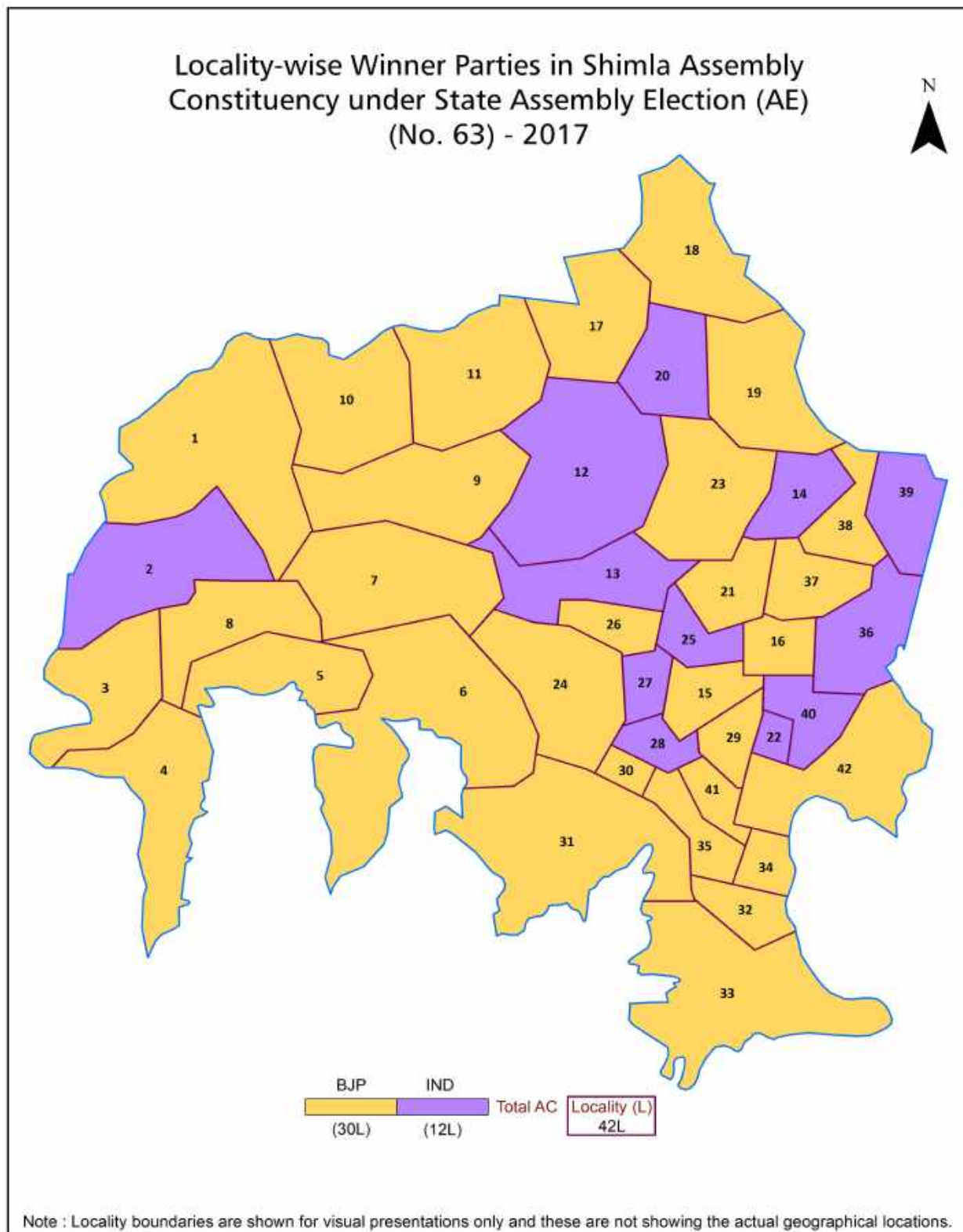
All rights reserved. No part of this book may be reproduced, stored in a retrieval system or transmitted in any form or by any means, mechanical photocopying, photographing, scanning, recording or otherwise without the prior written permission of the publisher. Please refer to Disclaimer at page no. 114 for the use of this publication.

Printed in India

# Contents

No.	Particulars	Page No.
	<b>Introduction</b>	
1	Assembly Constituency - (Vidhan Sabha) at a Glance   Features of Assembly as per Delimitation Commission of India (2008)	1-2
	<b>Location and Political Maps</b>	
2	Location Map   Boundaries of Assembly Constituency - (Vidhan Sabha) in District   Boundaries of Assembly Constituency under Parliamentary Constituency - (Lok Sabha)   Locality-wise Winner Parties- 2024, 2022, 2019, 2017, 2014, 2012 and 2009	3-11
	<b>Administrative Setup (2011)</b>	
3	District   Sub-district   Towns   Villages   Inhabited Villages   Uninhabited Villages   Village Panchayat   Intermediate Panchayat	12-14
	<b>Demographics (2011)</b>	
4	Population   Households   Rural/Urban Population   Sex Ratio (Total & 0-6 Years)   Religious Population   Social Population   Literacy Rate	15
	<b>Electoral Features</b>	
5	Important Dates of Last Elections Held   Electors by Gender   Service Electors   Voters   Voters Turnout   Polling Stations & Average Number of Electors per Polling Station   Electors by Age Group   Present Elected Representatives	16-21
	<b>Historical Summary Election Results</b>	
6	Vote Share of Major Parties   Winning Margin (Number & Percentage)   Polarity of Parties   Summary Result of Assembly Segment of Parliamentary Elections 2024, 2019, 2014, 2009, 2004 and 1999   Summary Result of Assembly Elections 2022, 2017, 2012, 2007, 2003, 1998, 1993, 1990, 1985, 1982, 1977, 1972 and 1967	22-43
	<b>Polling Station Level Election Results</b>	
7	Name and Number of Polling Station 2024, 2022, 2019, 2017, 2014, 2012 and 2009   Polling Station-wise Electors, Voters & Voters Turnout 2024, 2022, 2019, 2017, 2014, 2012 and 2009   Polling Station wise Elections Results 2024, 2022, 2019, 2017, 2014, 2012 and 2009	44-109
	<b>Share of Assembly Constituency</b>	
8	Share of Assembly Constituency - (Vidhan Sabha) in State, District and Parliamentary Constituency - (Lok Sabha)	110
9	<b>Abbreviation &amp; Sources</b>	112-113
10	<b>Disclaimer</b>	114

Location & Political Map

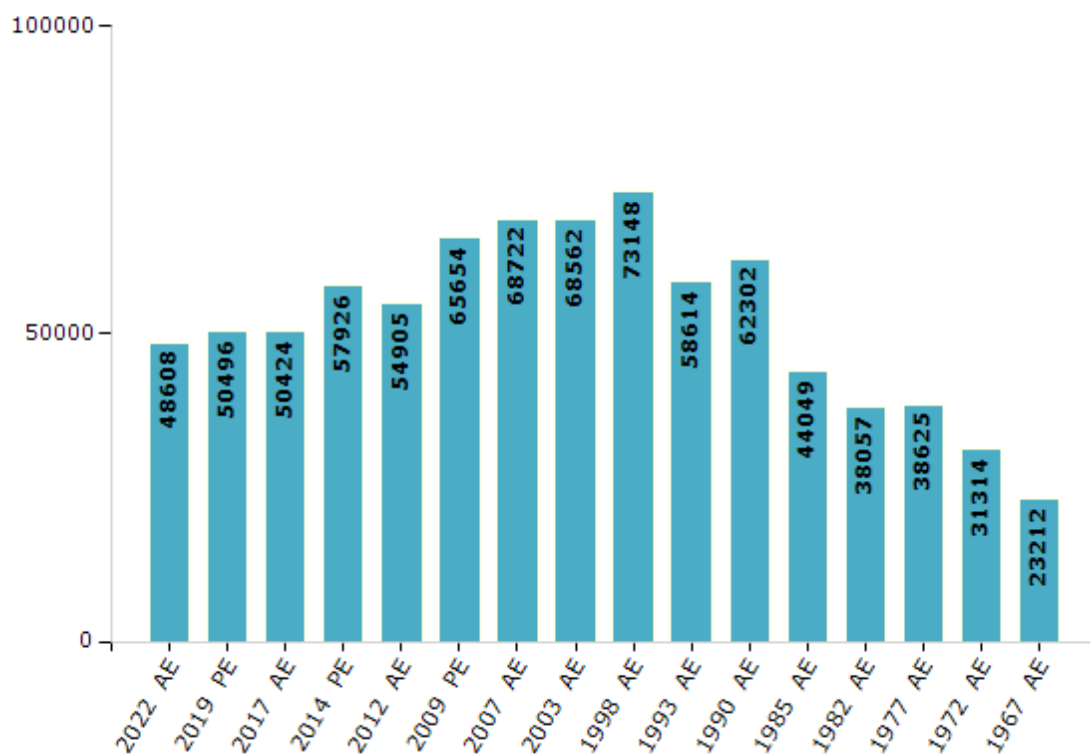


## Electoral Features

### Electors by Male & Female

Year	Male	Female	Others	Total	Year	Male	Female	Others	Total
2022 AE	25402	23206	0	48608	1998 AE	44489	28659	-	73148
2019 PE	26790	23706	0	50496	1993 AE	34683	23931	-	58614
2017 AE	26826	23598	0	50424	1990 AE	38016	24286	-	62302
2014 PE	31938	25988	0	57926	1985 AE	27339	16710	-	44049
2012 AE	30273	24632	0	54905	1982 AE	23504	14553	-	38057
2009 PE	37447	28207	-	65654	1977 AE	24714	13911	-	38625
2007 AE	39265	29457	-	68722	1972 AE	20002	11312	-	31314
2004 PE	-	-	-	-	1967 AE	-	-	-	23212
2003 AE	40900	27662	-	68562	1952 AE	-	-	-	-
1999 PE	-	-	-	-					

Number of Electors



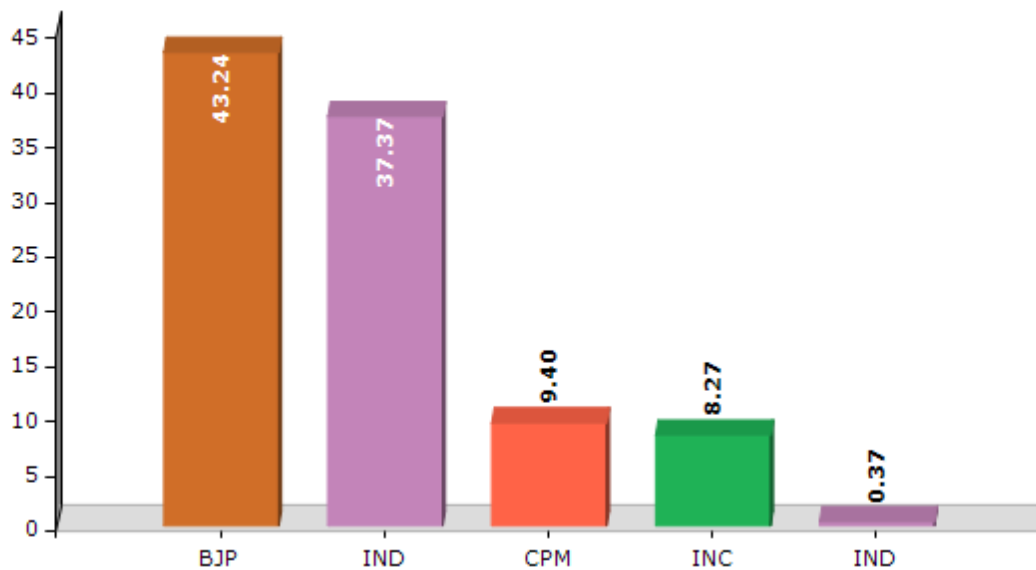
Note : AE : Assembly Election, PE : Assembly Segment of Parliamentary Election

## Historical Summary Election Results

### Summary Result of Assembly Election - 2017

Candidate Name	Party	Votes	Votes %
Suresh Bhardwaj	BJP	14012	43.24
Harish Janartha	IND	12109	37.37
Sanjay Chauhan	CPM	3047	9.4
Harbhajan Singh Bhajji	INC	2680	8.27
Virender Kumar	IND	119	0.37
Dr. Kishori Lal Sharma	SWAP	114	0.35
	NOTA	322	0.99

Votes Percentage of Top Parties - 2017





## Polling Station Level Election Results

### Number and Name of Polling Stations (PS) (2022)

Number of Polling Stations	Name of Polling Stations	Number of Polling Stations	Name of Polling Stations
1	Cheritan	22	Lower Annadale 2
2	Summerhill	23	Lower Kaithu 1
3	Summerhill Bazar	24	Lower Kaithu 1
4	Peace Heaven (Summerhill)	25	Tarahall School 1
5	Andari	26	Tarahall School 2
6	Boileauganj Bazar	27	Upper Kaithu
7	Railway Club Nabha	28	Fingasak
8	Panjari	29	Targhar
9	Tutikandi 1	30	Ruldubhatta
10	Tutikandi 2	31	Lower Lakker Bazar
11	Lower Phagli 1	32	Shankli
12	Ram Nagar	33	Kuftadhar
13	Lower Phagli 2	34	Bharari
14	Phagli Club	35	Keleston
15	Upper Phagli	36	Auckland House
16	Nabha	37	Upper Lakker Bazar 1
17	Cecil	38	Upper Lakker Bazar 2
18	Chaura Maidan	39	Jakhu
19	Comley Bank	40	Lower Jakhu 1
20	Upper Annadale	41	U.S.Club
21	Lower Annadale 1	42	Lower Jakhu 2

Contd....



## Polling Station Level Election Results

### Polling Station-wise Votes Secured by Overall Top Five Parties in Shimla Assembly in Assembly Election (AE) under Shimla Parliamentary Constituency in Himachal Pradesh (2022)

Number of Polling Station	Winner - Harish Janartha (INC)	Runner-up - Sanjay Sood (BJP)	3rd - Tikender Singh Panwar (CPI(M))	4th - Chaman Rakesh Azta (AAP)	5th - Abhishek Barowalia (IND)	NOTA	Other	Total Votes Secured
36	152	109	20	1	0	2	0	284
37	57	98	3	0	0	1	0	159
38	113	99	2	2	0	0	2	218
39	190	131	12	4	3	1	2	343
40	109	113	8	4	0	0	1	235
41	125	92	16	1	0	1	1	236
42	135	120	8	3	0	3	1	270
43	127	193	15	4	2	6	0	347
44	95	209	5	1	0	1	0	311
45	85	148	13	2	0	1	1	250
46	189	238	18	2	5	3	0	455
47	118	245	6	3	3	1	0	376
48	55	135	21	1	0	1	0	213
49	158	267	14	6	6	4	3	458
50	115	179	10	6	2	4	0	316
51	304	190	7	9	7	2	4	523
52	298	130	13	12	10	3	0	466
53	264	211	19	6	11	2	2	515
54	218	207	14	6	6	3	1	455
55	338	141	11	3	3	3	0	499
56	107	153	10	0	2	1	2	275
57	78	161	10	2	3	1	1	256
58	142	111	34	3	2	0	3	295
59	148	166	11	3	2	2	1	333
60	134	103	7	1	1	4	0	250
61	253	167	18	4	2	3	1	448
62	240	230	35	3	0	5	1	514
63	138	56	8	2	1	3	1	209
64	165	108	10	1	7	2	3	296
65	174	86	16	1	1	1	8	287
66	428	207	21	11	0	6	1	674
67	242	165	7	7	0	4	2	427
68	129	81	85	10	0	6	2	313
69	107	80	5	4	2	7	0	205
70	154	127	12	5	1	3	0	302

Contd....

## Polling Station Level Election Results

**Winner, Runner-up and 3rd Party Position & Winning Margin According to Polling Stations in Shimla Assembly in Assembly Election (AE) under Shimla Parliamentary Constituency in Himachal Pradesh (2022)**

Polling Station Number	Winner Party	Winner Votes (%)	Runner-up Party	Runner-up Votes (%)	Winning Margin Votes (%)	Third Party	Third Party Votes (%)	Other Votes (%)
71	INC	153 (60.71)	BJP	79 (31.35)	74 (29.36)	CPI(M)	11 (4.37)	9 (3.57)
72	INC	149 (56.87)	BJP	93 (35.5)	56 (21.37)	CPI(M)	12 (4.58)	8 (3.05)
73	INC	164 (51.25)	BJP	145 (45.31)	19 (5.94)	AAP	6 (1.88)	5 (1.56)
74	INC	321 (70.09)	BJP	131 (28.6)	190 (41.49)	CPI(M)	3 (0.66)	3 (0.66)
75	INC	94 (50.81)	BJP	87 (47.03)	7 (3.78)	CPI(M)	4 (2.16)	0 (0)
76	INC	180 (48.65)	BJP	172 (46.49)	8 (2.16)	CPI(M)	11 (2.97)	7 (1.89)
77	INC	271 (56.93)	BJP	188 (39.5)	83 (17.43)	AAP	13 (2.73)	4 (0.84)
78	BJP	130 (49.43)	INC	123 (46.77)	7 (2.66)	CPI(M)	8 (3.04)	2 (0.76)
79	INC	158 (51.8)	BJP	120 (39.34)	38 (12.46)	CPI(M)	13 (4.26)	14 (4.59)
80	INC	129 (52.02)	BJP	105 (42.34)	24 (9.68)	CPI(M)	11 (4.44)	3 (1.21)
81	INC	178 (60.14)	BJP	103 (34.8)	75 (25.34)	AAP	9 (3.04)	6 (2.03)
82	INC	179 (65.81)	BJP	86 (31.62)	93 (34.19)	AAP	4 (1.47)	3 (1.1)
83	INC	258 (58.9)	BJP	144 (32.88)	114 (26.02)	CPI(M)	29 (6.62)	7 (1.6)
84	INC	161 (60.75)	BJP	78 (29.43)	83 (31.32)	CPI(M)	15 (5.66)	11 (4.15)
85	BJP	176 (50.87)	INC	152 (43.93)	24 (6.94)	CPI(M)	8 (2.31)	10 (2.89)
86	INC	136 (61.82)	BJP	78 (35.45)	58 (26.37)	CPI(M)	6 (2.73)	0 (0)
87	BJP	171 (53.77)	INC	140 (44.03)	31 (9.74)	CPI(M)	2 (0.63)	5 (1.57)
88	INC	119 (54.59)	BJP	79 (36.24)	40 (18.35)	CPI(M)	16 (7.34)	4 (1.83)
89	INC	115 (47.52)	BJP	108 (44.63)	7 (2.89)	CPI(M)	12 (4.96)	7 (2.89)
90	INC	124 (49.4)	BJP	106 (42.23)	18 (7.17)	CPI(M)	11 (4.38)	10 (3.98)
91	INC	140 (46.67)	BJP	135 (45)	5 (1.67)	CPI(M)	16 (5.33)	9 (3)
<b>Total Shimla AC</b>	<b>INC</b>	<b>15576 (51.36)</b>	<b>BJP</b>	<b>12566 (41.43)</b>	<b>3010 (9.93)</b>	<b>CPI(M)</b>	<b>1386 (4.57)</b>	<b>801 (2.64)</b>

## DISCLAIMER

The Terms of Use and Disclaimer of Datanet India Private Limited (hereinafter referred to as "Datanet") for use of this analysis report of **Shimla Assembly Constituency (Shimla Vidhan Sabha)** :-

1. **Assembly Factbook™** is a Registered Trade Mark owned by Datanet.
2. All the maps are sketched and graphical representation only and have not been drawn to the scale and also not to represent the actual geographical area or boundary of the unit.
3. The data for the aforesaid analysis is based on authentic sources and has been culled from the various publications of Census, CSO and NSSO for district and block level data, various central and state government departments, Central & State Elections Commissions and the concerned Returning Officers' releases, Electoral Rolls, Election results and allied publications, internal assessment, surveys, estimates and analysis. Therefore, certain adjustment of data at micro level may have been done to arrive closer to the macro data.
4. Data have been provided on an "As Is" and "As AVAILABLE" basis
5. The colours shown in the maps or diagram and charts of a particular party, alliance or AC are indicative and do not represent them.
6. This publication which includes maps, sheets, graphs and data would be the property under copyright of Datanet only. The user may use these for its internal study, analysis and research purposes. It's public display, re-selling or any commercial uses by the user are not allowed.
7. Datanet has taken due care and caution in compilation and processing of data and allied information, but does not guarantee the accuracy, adequacy or completeness of any information/analysis and will be not responsible for any errors or omissions or for the results obtained from the use of such information/analysis.
8. All the contents for the publication have been culled from various authentic sources and Datanet reasonably believes such sources to be reliable, but does not make any representations, express or implied as to the accuracy or fitness of use of such information. The information or contents of the information/analysis do not constitute advice and should not be relied upon in making (or refraining from making) any decision. Any reliance placed upon the information provided by Datanet is the sole responsibility and strictly at the user's risk.
9. In no event will Datanet be liable for any damages (including, without limitation, damages for loss of business projects, or loss of profits) arising in contract, tort or otherwise from the use of or inability to use any of its contents, or from any action taken (or refrained from being taken) as a result of using the analysis or any of its contents. Datanet its directors, owners, editors, officials, employees, distributor and agents or any associate will not be liable for any errors in the information contained or any consequences arising from the use of the contents of the provided information/analysis.
10. If any provision of these terms and conditions is held invalid or illegal or unenforceable for any reason by any court of competent jurisdiction, such provision shall be severed and the remainder of provisions of the terms and conditions shall continue in full force and effect as if the Term of Use had been executed with the invalid, illegal or unenforceable provision eliminated.
11. If there are any discrepancies in the information provided, please bring it to attention of Datanet for suitable rectification measures.

Buy Online This Complete Book At  
**Datanet India eBooks Store**

[www.indiastatpublications.com](http://www.indiastatpublications.com)

or go directly at

[http://www.indiastatpublications.com/  
Assembly\\_factbook/Himachal Pradesh/Shimla/ Shimla](http://www.indiastatpublications.com/Assembly_factbook/Himachal%20Pradesh/Shimla/Shimla)



**i** **india**stat**elections**

ISBN : 978-93-5905-251-9



9 789359 105251 9